

Special Council Meeting
AGENDA

Tuesday, October 24, 2017, 5:30 pm
Tecumseh Town Hall
www.tecumseh.ca

Pages

1. **CALL TO ORDER**
2. **ROLL CALL**
3. **DISCLOSURE OF PECUNIARY INTEREST**
4. **DELEGATIONS**
 - a. Dillon Consulting, Flavio Forest , Partner & Laura Herlehy, Project Engineer 2

Re: Tecumseh Road Main Street, Detailed Streetscape Design
5. **COMMUNICATIONS**
6. **REPORTS**
 - a. Tecumseh Road Main Street Detailed Streetscape Design

A powerpoint presentation will be given at the meeting.
7. **ADJOURNMENT**

Tecumseh Road Main Street Detailed Streetscape Design Project Update

Council Presentation

October 24, 2017



DIALOG™



Purpose and Presentation Overview

Purpose:

- ***Provide an update on project scope and costs***
- ***Review proposed solutions to address driveway closures***
- ***Obtain Council's feedback and confirm direction in which to proceed***

Presentation Overview:

1. Project Update
2. Proposed Driveway Closures & Solutions
3. Updated Project Costs

A solid orange vertical bar on the left side of the slide.

1

Project Update

Project Update

What has been achieved since last Council Presentation (March 2017)

With the detailed design of Phase 1 @ 60%, our efforts have been focused on:

- Assessment of:
 - Driveway closures/consolidations
 - Alternative access
 - Land acquisitions
- Meetings with landowners
- Review Legion Alley improvements
- Update project cost estimates



2

Driveway Closures/ Consolidations

Project Update – Why are we doing this?



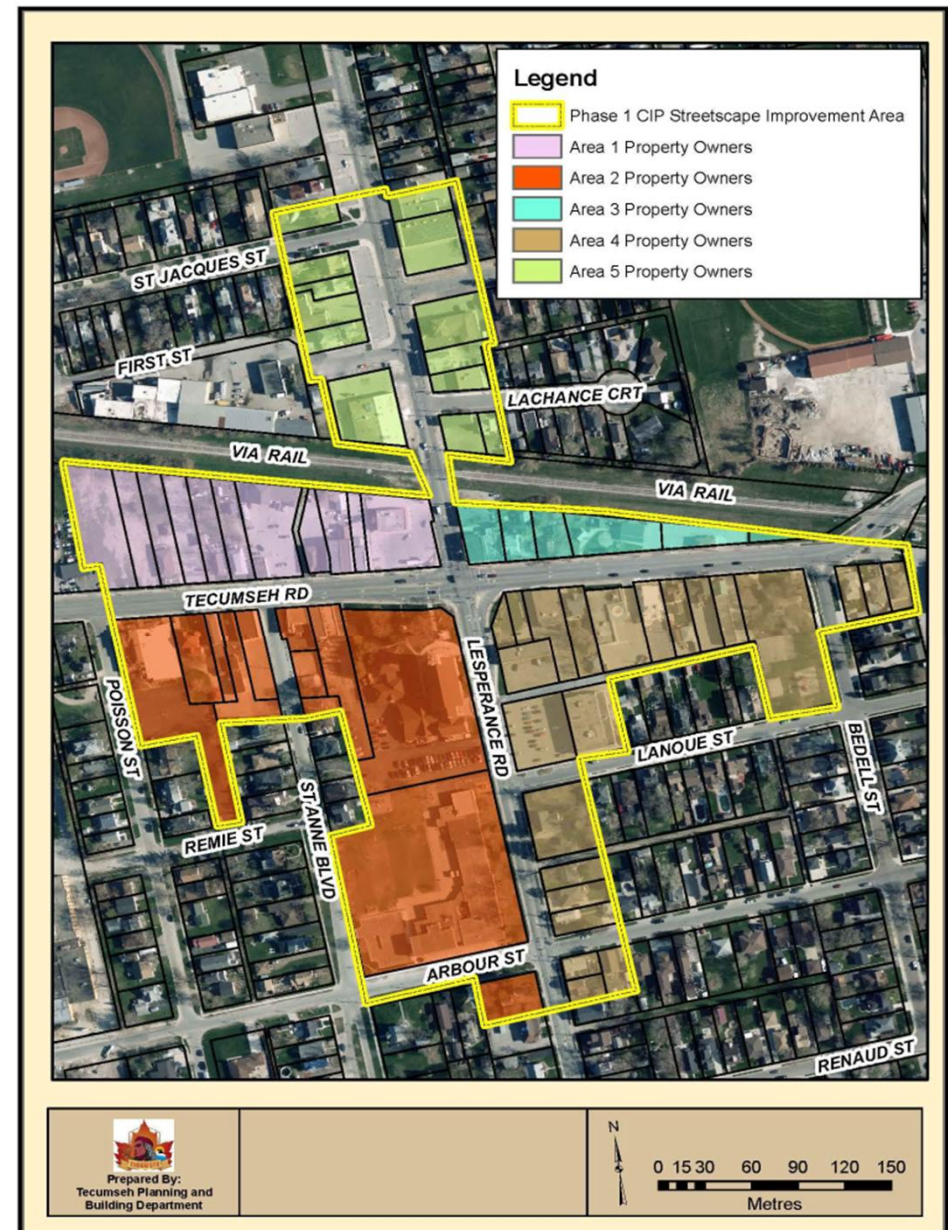
Driveway Closures/Consolidations

- Council Adopted the Tecumseh Road Main Street Community Improvement Plan (CIP) January 2016.
- “The Vision” (as it relates to driveways) includes:
 - ... “lay-by on-street parking”
 - ... “parking access relocated to rear lane access”
 - ... “create pedestrian friendly streetscape...support cycling”
 - ... “generous sidewalks... street trees”



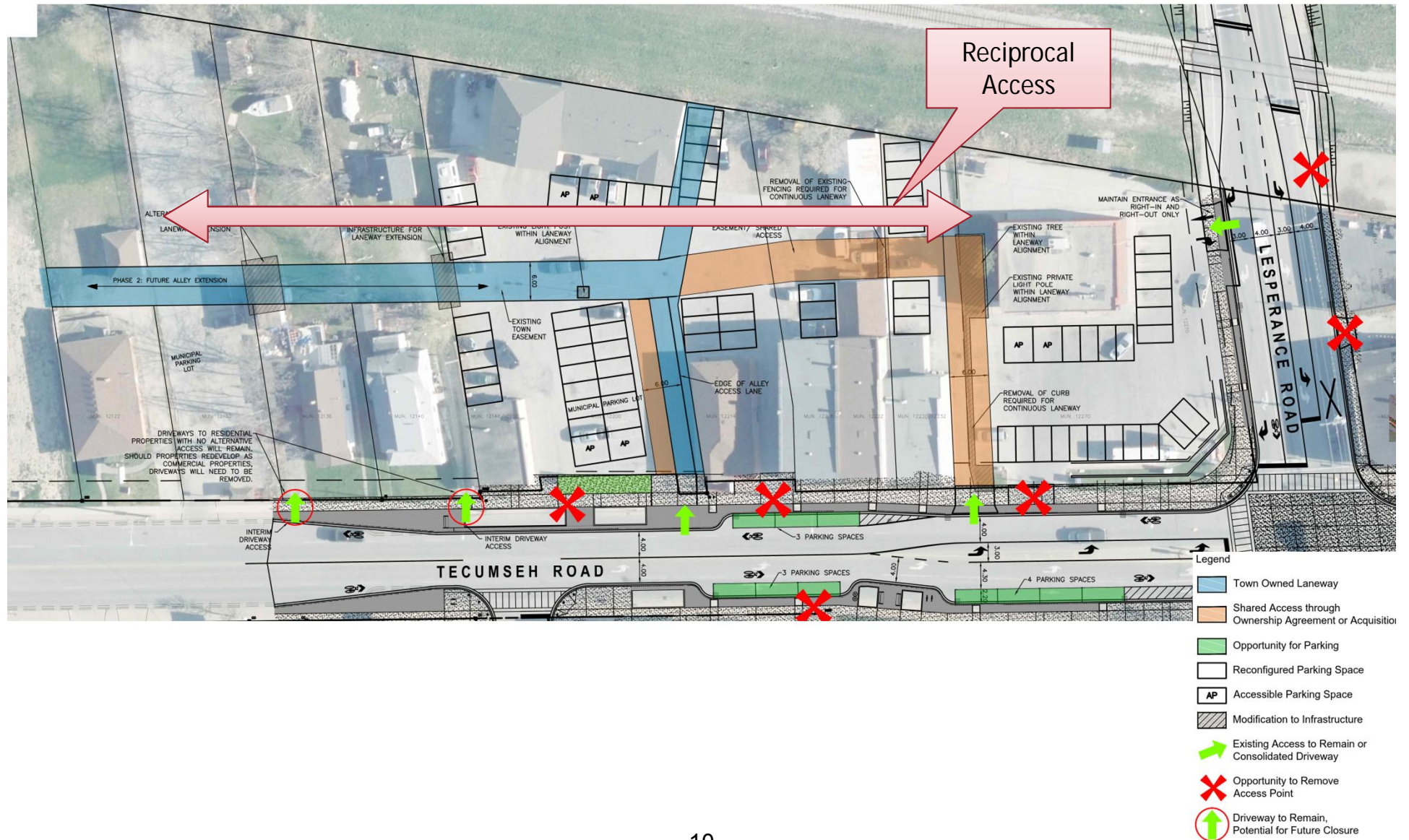
Driveway Closures/Consolidations – Approach

1. Landowner Discussions
 - Confirm their concerns
 - Explore solutions
 - Gauge support
2. Preliminary Design of Driveway Closure Solutions
3. Confirm Mechanisms Available to Implement Driveway Closures



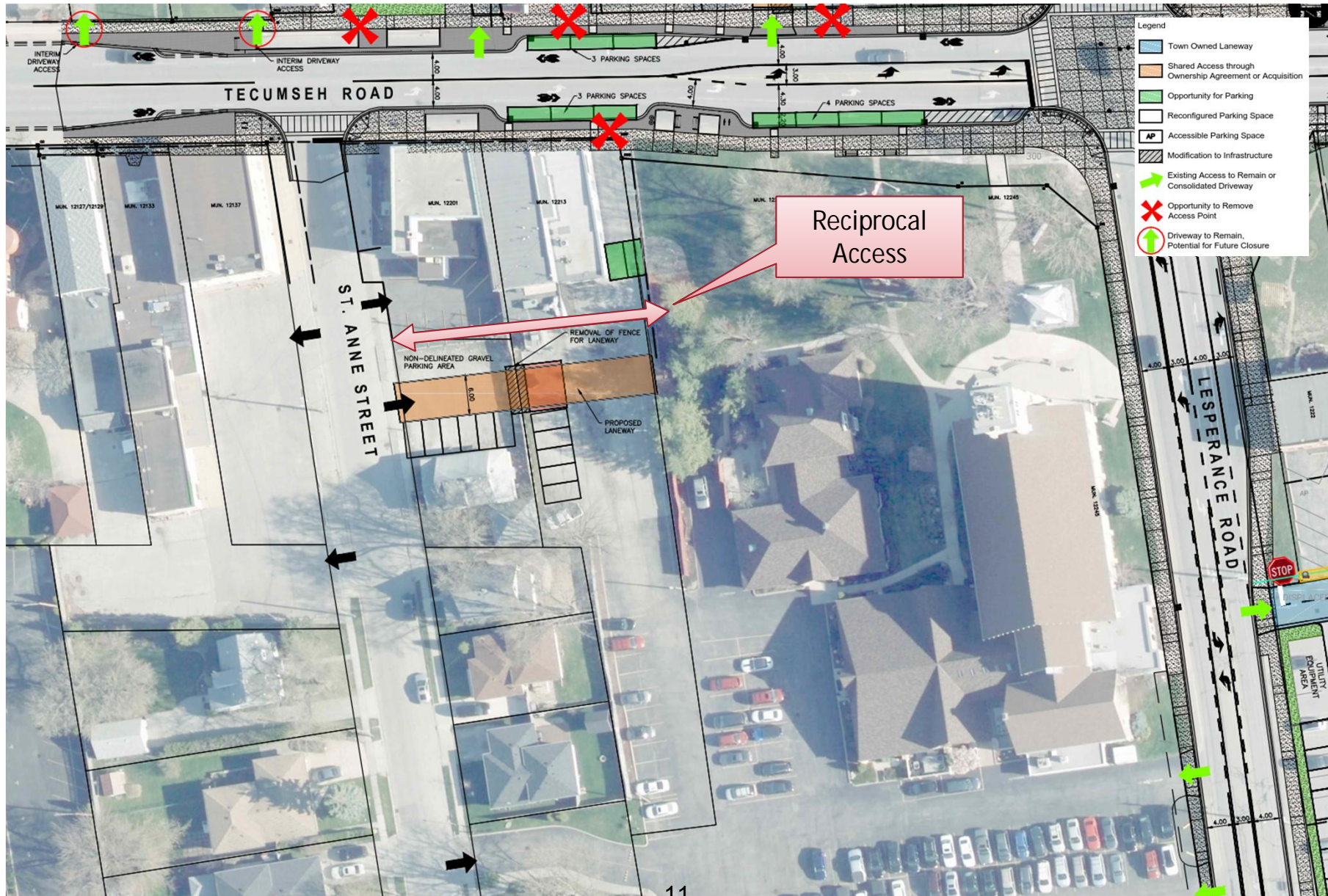
Driveway Closures/Consolidations – Areas

Area 1: North West Quadrant – Mac's Milk & Tecumseh West



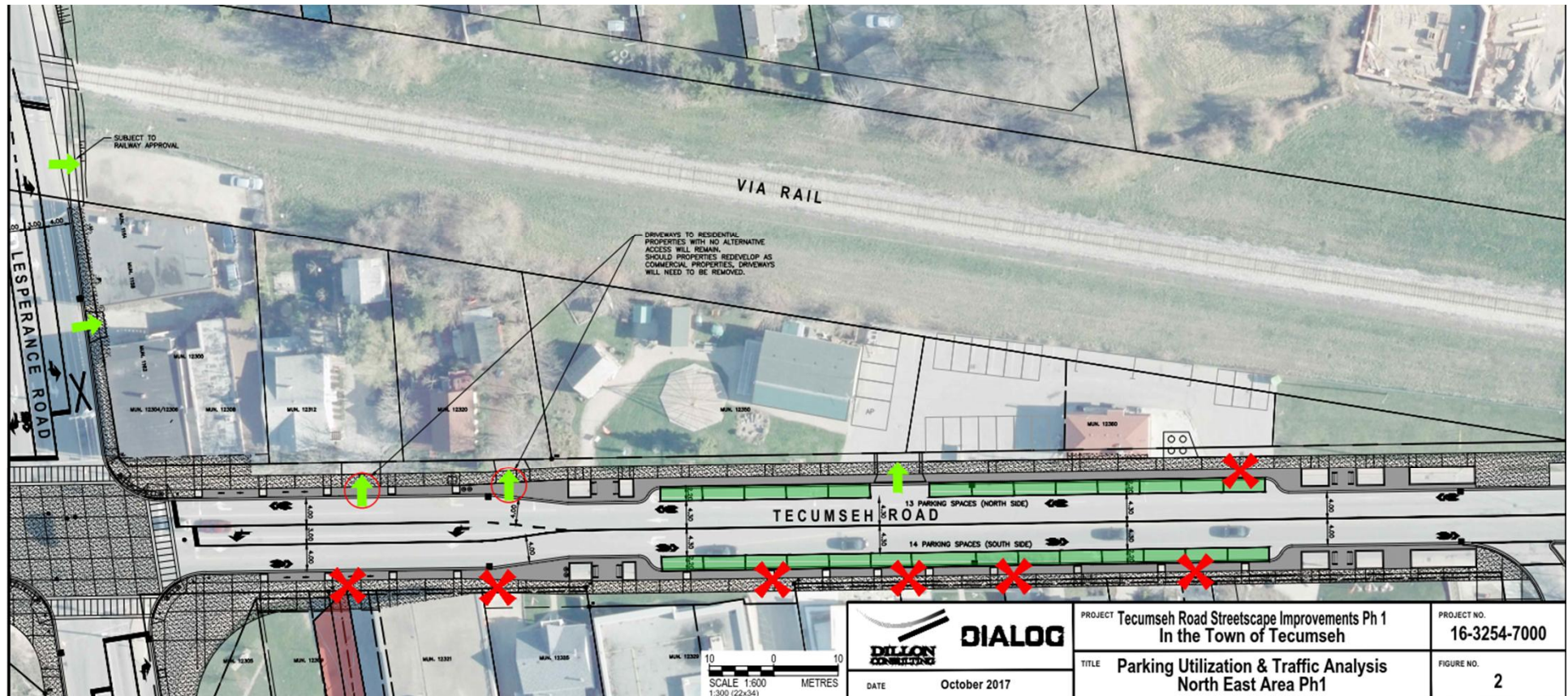
Driveway Closures/Consolidations – Areas

Area 2: South West Quadrant - Pat & Hanks & St. Anne Church



Driveway Closures/Consolidations – Areas

Area 3: North East Quadrant – Museum and VIA Rail

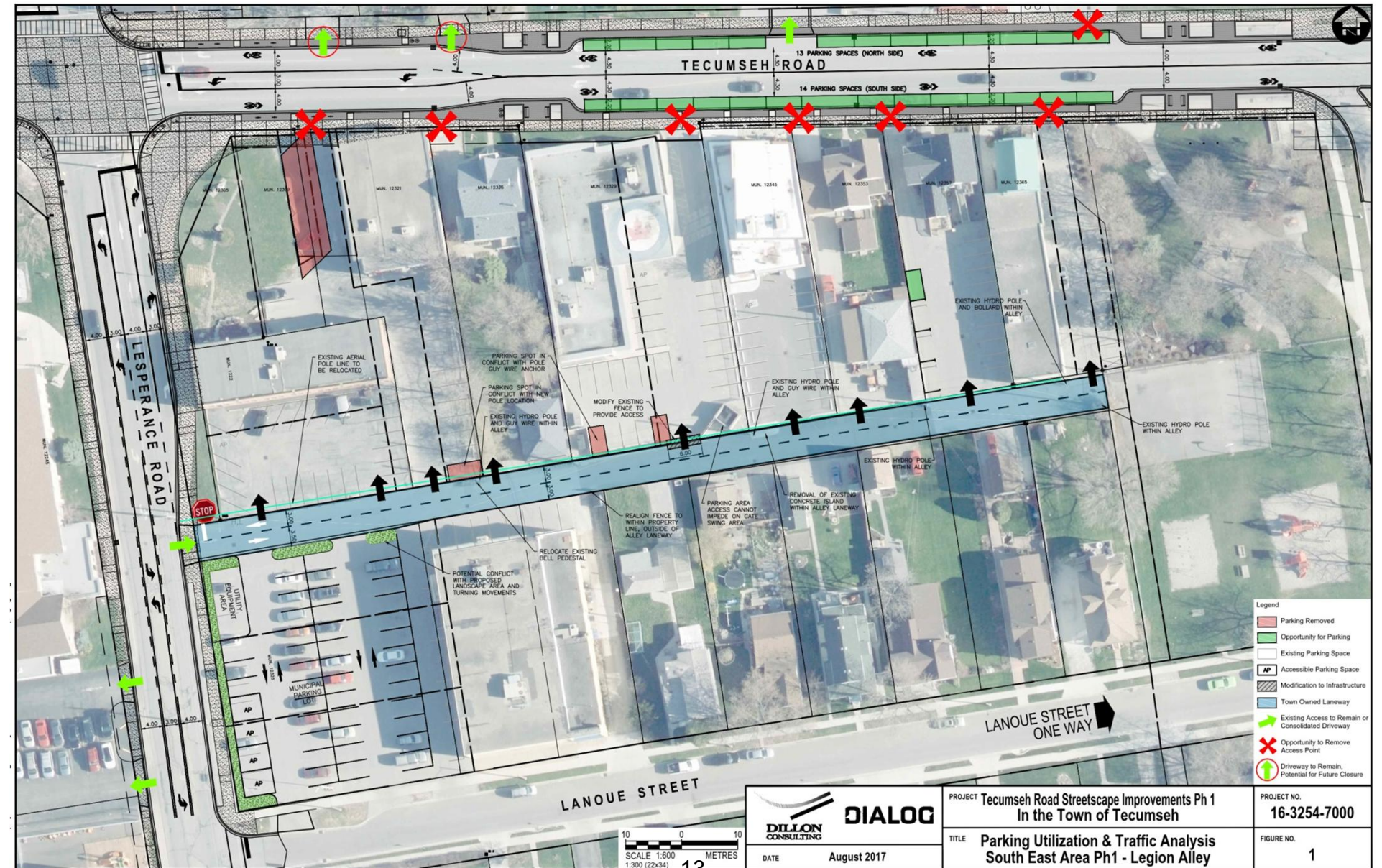


Legend

- | | |
|--|--|
| Town Owned Laneway | Modification to Infrastructure |
| Shared Access through Ownership Agreement or Acquisition | Existing Access to Remain or Consolidated Driveway |
| Opportunity for Parking | Opportunity to Remove Access Point |
| Reconfigured Parking Space | Driveway to Remain, Potential for Future Closure |
| Accessible Parking Space | |

Driveway Closures/Consolidations – Areas

Area 4: South East Quadrant – Legion Alley



Driveway Closures/Consolidations – Areas

Area 4: South East Quadrant – Legion Alley

Parking Utilization and Traffic Analysis

Parking:

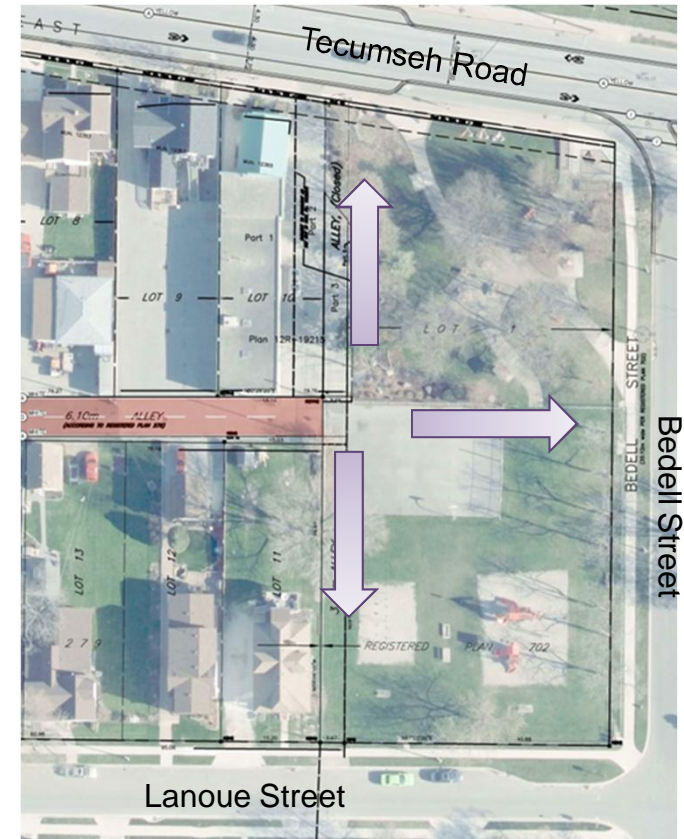
- Parking utilization counts
- Net increase in available parking

Traffic Analysis:

- Laneway would accommodate traffic
- Flexibility for future land use changes

Alternatives for traffic circulation:

- Impacts to Park and neighbouring residents

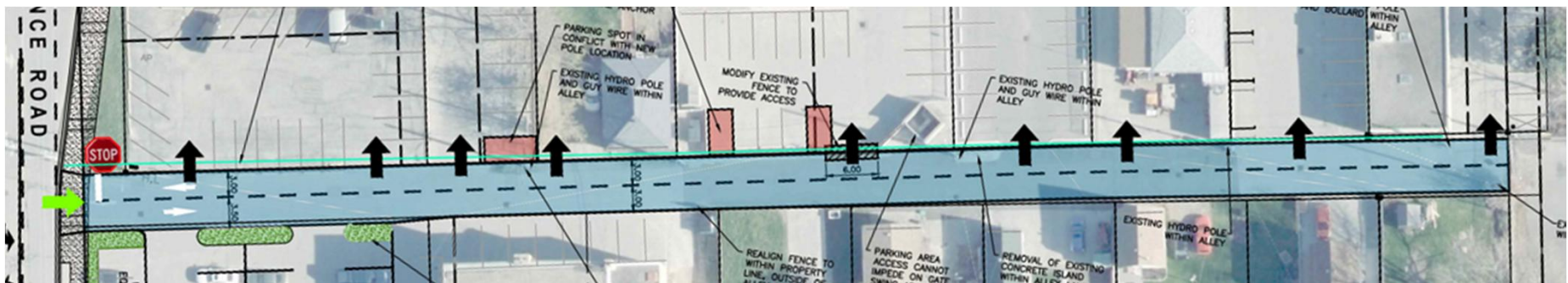


Driveway Closures/Consolidations – Areas

Area 4: South East Quadrant – Legion Alley

Proposed Improvements

- Define entrance of alley
- Relocate aerial utility line
- Resurface pavement with 6.0 m wide laneway
- Improve drainage
- Modify private infrastructure



Driveway Closures/Consolidations – Areas

Area 5: North Lesperance – Amloze Pizza and Carrots & Dates

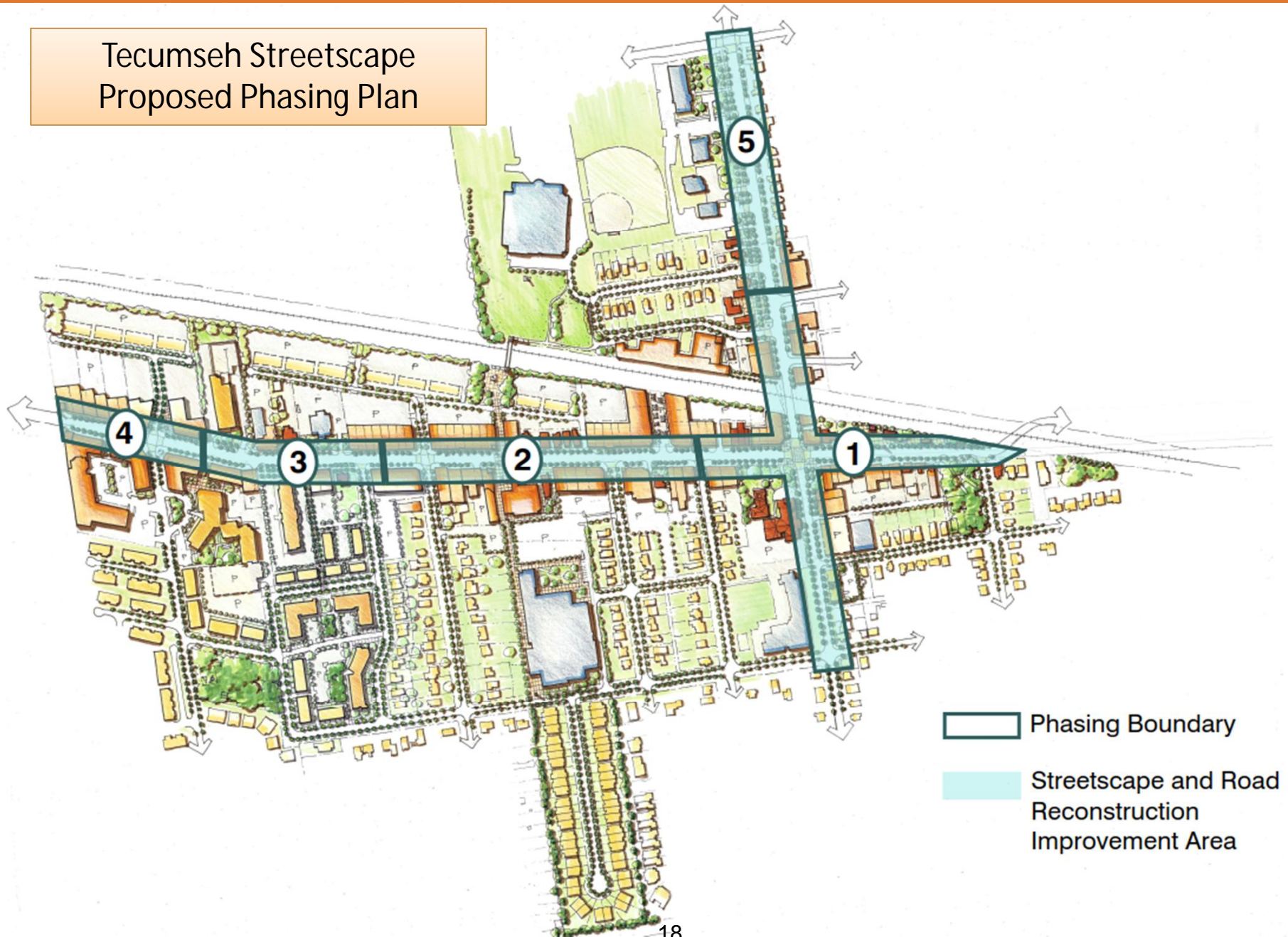


3

Updated Project Costs

Project Update – Phasing

Tecumseh Streetscape Proposed Phasing Plan



Overall Project Costs

TIMELINE:	Phase 1 2-5 yrs	Phase 2 5-10 Yrs	Phase 3 15+ yrs	Phase 4 15+ yrs	Phase 5 Future Consideration	Total
Estimated Construction Costs	\$11,661,900	\$6,177,780	\$3,244,430	\$3,352,450	\$1,742,250	\$26,178,810
Estimated Engineering Costs	\$1,850,400	\$961,050	\$494,531	\$510,580	\$271,418	\$4,067,529
Contingency	\$1,099,000	\$597,800	\$ 314,300	\$324,500	\$172,500	\$2,508,100
Total Project Cost	\$14,611,300	\$7,736,630	\$4,053,261	\$4,187,530	\$2,186,168	\$32,777,889



\$22,347,930
(70% of Project Cost)

