



Ontario Provincial Police

# Ontario Provincial Police Billing Model Overview

Town of Tecumseh  
October 8th, 2019





# OPP Municipal Policing

- After extensive community engagement, planning, and clear direction from the Auditor General, the current OPP municipal policing billing model took effect on January 1st, 2015.
- MCSCS and the OPP engaged extensively with municipalities and the Association of Municipalities of Ontario (AMO) during the development of the new billing model.
- **The billing model costing methodology applies to municipalities policed by the OPP as of January 1, 2015. Municipalities amalgamating with the OPP can be integrated into the billing model following a 3+ years transition contract.**
- OPP currently provides policing services to 325 municipalities – 146 on contract and 179 on a non-contract basis through 163 detachments.
- The implementation of the billing model did not change the total cost of policing, it simply reallocated the cost.
- The billing model is applied in accordance with O.Reg 267/14 Police Services Act (PSA), which replaced O.Reg 420/97 PSA.



# Billing Model Rationale

- **The billing model is based on the rationale that all OPP policed municipalities should pay an equitable share for the provision of policing services, as outlined in the PSA.**
- A base service level of infrastructure, supervision, administration, and frontline policing is necessary to provide adequate policing and ensure the general safety and security of municipalities.
- Municipalities must have trained, and properly equipped police officers available at all times to respond to calls for service; there is a cost associated with this availability.

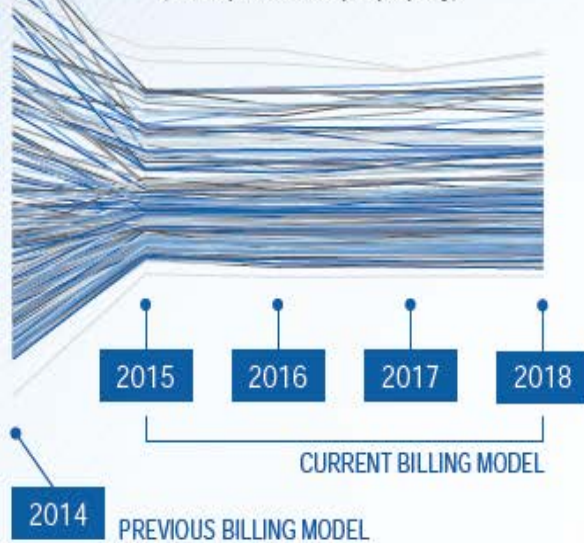
A fair billing model should take into account all policing functions and legislative responsibilities.



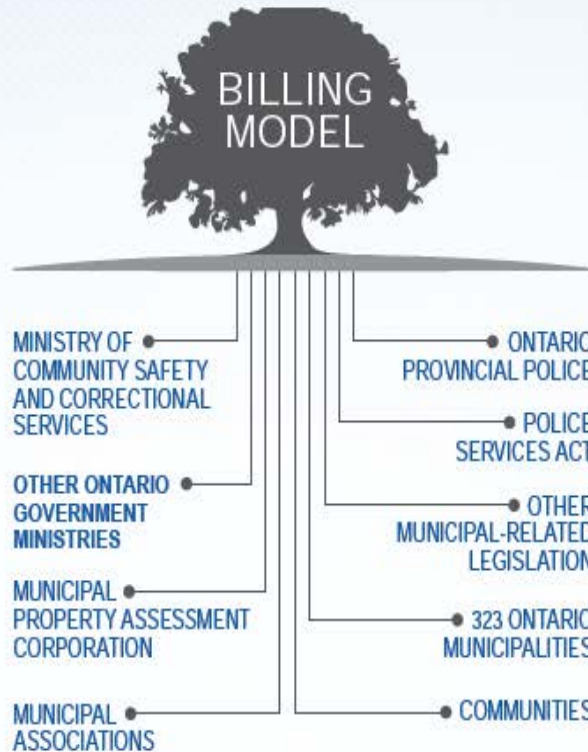
# OPP Billing Model

## BILLING MODEL IMPACT

(municipalities cost per property)



FAIR



## REACHING OUT

CONFERENCES

WEBINARS

CFS BILLING SUMMARY REPORT

MEETINGS

[WWW.OPP.CA/BILLINGMODEL](http://WWW.OPP.CA/BILLINGMODEL)



# 2019 OPP Municipal Cost Recovery

The billing model is **PROvincially Focused** and divides the majority of municipal policing costs into two categories.

## Base Service

Allocated among municipalities on an  
equal per property basis  
(households, commercial and industrial properties)

- Legislated activities (e.g., crime prevention, officer availability to respond to emergency calls for service 24 hours a day, general and directed patrol, victim assistance, etc.)
- Proactive policing (e.g., RIDE, traffic safety, community policing, intelligence gathering etc.)
- Officer training and administrative duties
- All Inspector and Staff Sergeant positions

+

## Calls for Service

Costs allocated to municipalities based  
on their individual usage level.

- Crime calls (assaults, break & enter, mischief, drug offences, etc.)
- Provincial Statutes (Mental Health Act, Trespass to Property Act, landlord/tenant disputes, etc.)
- Motor vehicle collisions (property damage, personal injury, fatal, etc.)
- General calls for service (false alarms, lost property, missing person, etc.)
- Does not include incidents normally generated through proactive policing

## Additional Costs

**Municipalities billed on their specific usage (as applicable):**

**Overtime   Court security   Cleaning/Caretakers**

**Accommodations   Enhancements   Prisoner Transportation\***

\* Prisoner transportation cost is allocated to all municipalities on an equal per property basis.





## OPP 2019 Estimated Base Services and Calls For Service Cost Summary

For the Period January 1 to December 31, 2019

### Salaries and Benefits

Uniform Members	(Note 1)	FTE
Inspector .....		25.77
Staff Sergeant-Detachment Commander .....		11.41
Staff Sergeant .....		32.05
Sergeant .....		222.66
Constables .....		1,809.53
Part Time Constables .....		5.44
Total Uniform Salaries .....		2,106.86
Statutory Holiday Payout .....		
Shift Premium .....		
Benefits (Full-time 28.09%, Insp. 27.06%, Part-time 14.73%)		
<b>Total Uniform Salaries &amp; Benefits</b>		

Detachment Civilian Members	(Note 1)	
Court Officer .....		15.57
Detachment Administrative Clerk .....		173.14
Detachment Clerk Typist .....		0.44
Detachment Operations Clerk .....		1.67
Crime Stopper .....		0.81
Total Detachment Civilian Salaries .....		191.63
Benefits (26.10% of Salaries) .....		
<b>Total Detachment Civilian Salaries &amp; Benefits</b>		

### Support Staff (Salaries and Benefits) (Note 2)

Communication Operators .....	
Prisoner Guards .....	
Operational Support .....	
RHQ Municipal Support .....	
Telephone Support .....	
Office Automation Support .....	
Mobile and Portable Radio Support .....	
<b>Total Support Staff Salaries and Benefits</b>	

### Total Salaries & Benefits

### Other Direct Operating Expen (Note 2)

Communication Center .....	
Operational Support .....	
RHQ Municipal Support .....	
Telephone .....	
Mobile Radio Equipment Maintenance .....	
Office Automation - Uniform .....	
Office Automation - Civilian .....	
Vehicle Usage .....	
Detachment Supplies .....	
Uniform & Equipment .....	
Uniform & Equipment Court officer .....	
<b>Total Other Direct Operating Expenses</b>	



# Billing Model - 2019

## OPP 2019 Estimated Base Services and Calls For Service Cost Summary For the Period January 1 to December 31, 2019

### Salaries and Benefits

		Base		
Uniform Members	(Note 1)	FTE	%	\$/FTE
Inspector .....		25.77	100.0	158,283
Staff Sergeant-Detachment Commander .....		11.41	100.0	141,618
Staff Sergeant .....		32.05	100.0	132,190
Sergeant .....		222.66	56.2	118,511
Constables .....		1,809.53	56.2	100,708
Part Time Constables .....		5.44	56.2	80,183
Total Uniform Salaries .....		2,106.86		
Statutory Holiday Payout .....				3,564
Shift Premium .....				685
Benefits (Full-time 28.09%, Insp. 27.06%, Part-time 14.73%) .....				
<b>Total Uniform Salaries &amp; Benefits</b>				<b>137,308</b>
<b>Detachment Civilian Members (Note 1)</b>				
Court Officer .....		15.57	56.2	65,648
Detachment Administrative Clerk .....		173.14	56.2	64,693
Detachment Clerk Typist .....		0.44	56.2	57,362
Detachment Operations Clerk .....		1.67	56.2	63,077
Crime Stopper .....		0.81	56.2	60,159
Total Detachment Civilian Salaries .....		191.63		
Benefits (26.10% of Salaries) .....				
<b>Total Detachment Civilian Salaries &amp; Benefits</b>				<b>81,613</b>
<b>Support Staff (Salaries and Benefits) (Note 2)</b>				
Communication Operators .....				6,564
Prisoner Guards .....				1,715
Operational Support .....				4,642
RHQ Municipal Support .....				2,477
Telephone Support .....				122
Office Automation Support .....				644
Mobile and Portable Radio Support .....				188
<b>Total Support Staff Salaries and Benefits</b>				
<b>Total Salaries &amp; Benefits</b>				
<b>Other Direct Operating Expen (Note 2)</b>				
Communication Center .....				182
Operational Support .....				811
RHQ Municipal Support .....				232
Telephone .....				1,373
Mobile Radio Equipment Maintenance .....				163
Office Automation - Uniform .....				2,140
Office Automation - Civilian .....				1,685
Vehicle Usage .....				8,351
Detachment Supplies .....				539
Uniform & Equipment .....				1,944
Uniform & Equipment Court officer .....				929
<b>Total Other Direct Operating Expenses</b>				

**Total 2019 Municipal Base Services and Calls for Service Cost**



# Billing Model - 2019

## OPP 2019 Estimated Base Services and Calls For Service Cost Summary For the Period January 1 to December 31, 2019

Salaries and Benefits				Total Base Services and Calls for Service
Uniform Members	(Note 1)	FTE	Base % \$/FTE	\$
Inspector .....		25.77	100.0	158,283
Staff Sergeant-Detachment Commander .....		11.41	100.0	141,618
Staff Sergeant .....		32.05	100.0	132,190
Sergeant .....		222.66	56.2	118,511
Constables .....		1,809.53	56.2	100,708
Part Time Constables .....		5.44	56.2	80,183
Total Uniform Salaries .....		2,106.86		218,989,506
Statutory Holiday Payout .....				3,564
Shift Premium .....				685
Benefits (Full-time 28.09%, Insp. 27.06%, Part-time 14.73%) .....				61,413,863
<b>Total Uniform Salaries &amp; Benefits</b> .....				<b>137,308</b>
<b>289,288,606</b>				
<b>Detachment Civilian Members (Note 1)</b>				
Court Officer .....		15.57	56.2	65,648
Detachment Administrative Clerk .....		173.14	56.2	64,693
Detachment Clerk Typist .....		0.44	56.2	57,362
Detachment Operations Clerk .....		1.67	56.2	63,077
Crime Stopper .....		0.81	56.2	60,159
Total Detachment Civilian Salaries .....		191.63		12,402,392
Benefits (26.10% of Salaries) .....				3,237,024
<b>Total Detachment Civilian Salaries &amp; Benefits</b> .....				<b>81,613</b>
<b>15,639,416</b>				
<b>Support Staff (Salaries and Benefits) (Note 2)</b>				
Communication Operators .....				6,564
Prisoner Guards .....				1,715
Operational Support .....				4,642
RHQ Municipal Support .....				2,477
Telephone Support .....				122
Office Automation Support .....				644
Mobile and Portable Radio Support .....				188
<b>Total Support Staff Salaries and Benefits</b> .....				<b>34,452,397</b>
<b>339,380,420</b>				
<b>Total Salaries &amp; Benefits</b>				
<b>Other Direct Operating Expen (Note 2)</b>				
Communication Center .....				182
Operational Support .....				811
RHQ Municipal Support .....				232
Telephone .....				1,373
Mobile Radio Equipment Maintenance .....				163
Office Automation - Uniform .....				2,140
Office Automation - Civilian .....				1,685
Vehicle Usage .....				8,351
Detachment Supplies .....				539
Uniform & Equipment .....				1,944
Uniform & Equipment Court officer .....				929
<b>Total Other Direct Operating Expenses</b> .....				<b>33,500,265</b>
<b>372,880,686</b>				
<b>Total 2019 Municipal Base Services and Calls for Service Cost</b>				

**\$372.8M**

**372,880,686**





# Billing Model - 2019

**OPP 2019 Estimated Base Services and Calls For Service Cost Summary**  
For the Period January 1 to December 31, 2019

Salaries and Benefits				Total Base Services and Calls for Service		Base Services
Uniform Members	(Note 1)	FTE	Base %	\$/FTE	\$	\$
Inspector .....		25.77	100.0	158,283	4,078,953	4,078,953
Staff Sergeant-Detachment Commander .....		11.41	100.0	141,618	1,615,861	1,615,861
Staff Sergeant .....		32.05	100.0	132,190	4,236,690	4,236,690
Sergeant .....		222.66	56.2	118,511	26,387,659	14,823,356
Constables .....		1,809.53	56.2	100,708	182,234,147	102,367,668
Part Time Constables .....		5.44	56.2	80,183	436,196	245,360
Total Uniform Salaries .....		2,106.86			218,989,506	127,367,887
Statutory Holiday Payout .....				3,564	7,489,461	4,315,256
Shift Premium .....				685	1,395,777	784,065
Benefits (Full-time 28.09%, Insp. 27.06%, Part-time 14.73%) .....					61,413,863	35,702,846
<b>Total Uniform Salaries &amp; Benefits</b>				<b>137,308</b>	<b>289,288,606</b>	<b>168,170,054</b>
<b>Detachment Civilian Members (Note 1)</b>						
Court Officer .....		15.57	56.2	65,648	1,022,139	574,420
Detachment Administrative Clerk .....		173.14	56.2	64,693	11,200,946	6,292,041
Detachment Clerk Typist .....		0.44	56.2	57,362	25,239	14,341
Detachment Operations Clerk .....		1.67	56.2	63,077	105,339	59,292
Crime Stopper .....		0.81	56.2	60,159	48,729	27,673
Total Detachment Civilian Salaries .....		191.63			12,402,392	6,967,767
Benefits (26.10% of Salaries) .....					3,237,024	1,818,587
<b>Total Detachment Civilian Salaries &amp; Benefits</b>				<b>81,613</b>	<b>15,639,416</b>	<b>8,786,354</b>
<b>Support Staff (Salaries and Benefits) (Note 2)</b>						
Communication Operators .....				6,564	13,829,429	7,967,711
Prisoner Guards .....				1,715	3,613,265	2,081,753
Operational Support .....				4,642	9,780,044	5,634,692
RHQ Municipal Support .....				2,477	5,218,692	3,006,706
Telephone Support .....				122	257,037	148,090
Office Automation Support .....				644	1,356,818	781,719
Mobile and Portable Radio Support .....				188	397,112	228,779
<b>Total Support Staff Salaries and Benefits</b>					<b>34,452,397</b>	<b>19,849,450</b>
<b>Total Salaries &amp; Benefits</b>					<b>339,380,420</b>	<b>196,805,859</b>
<b>Other Direct Operating Expen (Note 2)</b>						
Communication Center .....				182	383,449	220,921
Operational Support .....				811	1,708,663	984,432
RHQ Municipal Support .....				232	488,792	281,613
Telephone .....				1,373	2,892,719	1,666,616
Mobile Radio Equipment Maintenance .....				163	344,305	198,356
Office Automation - Uniform .....				2,140	4,508,680	2,597,639
Office Automation - Civilian .....				1,685	322,897	181,407
Vehicle Usage .....				8,351	17,594,388	10,136,861
Detachment Supplies .....				539	1,135,598	654,265
Uniform & Equipment .....				1,944	4,106,311	2,365,673
Uniform & Equipment Court officer .....				929	14,465	8,129
<b>Total Other Direct Operating Expenses</b>					<b>33,500,265</b>	<b>19,295,913</b>
<b>Total 2019 Municipal Base Services and Calls for Service Cost</b>					<b>372,880,686</b>	<b>216,101,772</b>

**Base Service: \$216.1M  
(56.2%)**

**\$216.1M/1.140 M properties=  
\$189.54**



# Billing Model - 2019

**OPP 2019 Estimated Base Services and Calls For Service Cost Summary**  
For the Period January 1 to December 31, 2019

Salaries and Benefits				Total Base Services and Calls for Service	Base Services	Calls for Service
	(Note 1)	FTE	Base %	\$/FTE	\$	\$
<b>Uniform Members</b>						
Inspector		25.77	100.0	158,283	4,078,953	-
Staff Sergeant-Detachment Commander		11.41	100.0	141,618	1,615,861	-
Staff Sergeant		32.05	100.0	132,190	4,236,690	-
Sergeant		222.66	56.2	118,511	26,387,659	11,564,303
Constables		1,809.53	56.2	100,708	182,234,147	79,866,479
Part Time Constables		5.44	56.2	80,183	436,196	190,836
Total Uniform Salaries		2,106.86			218,989,506	91,621,618
Statutory Holiday Payout				3,564	7,489,461	3,174,205
Shift Premium				685	1,395,777	611,712
Benefits (Full-time 28.09%, Insp. 27.06%, Part-time 14.73%)					61,413,863	25,711,017
<b>Total Uniform Salaries &amp; Benefits</b>				<b>137,308</b>	<b>289,288,606</b>	<b>121,118,552</b>
<b>Detachment Civilian Members (Note 1)</b>						
Court Officer		15.57	56.2	65,648	1,022,139	447,719
Detachment Administrative Clerk		173.14	56.2	64,693	11,200,946	4,908,905
Detachment Clerk Typist		0.44	56.2	57,362	25,239	10,899
Detachment Operations Clerk		1.67	56.2	63,077	105,339	46,046
Crime Stopper		0.81	56.2	60,159	48,729	21,056
Total Detachment Civilian Salaries		191.63			12,402,392	5,434,625
Benefits (26.10% of Salaries)					3,237,024	1,418,437
<b>Total Detachment Civilian Salaries &amp; Benefits</b>				<b>81,613</b>	<b>15,639,416</b>	<b>6,853,062</b>
<b>Support Staff (Salaries and Benefits) (Note 2)</b>						
Communication Operators				6,564	13,829,429	5,861,718
Prisoner Guards				1,715	3,613,265	1,531,512
Operational Support				4,642	9,780,044	4,145,352
RHQ Municipal Support				2,477	5,218,692	2,211,986
Telephone Support				122	257,037	108,947
Office Automation Support				644	1,356,818	575,098
Mobile and Portable Radio Support				188	397,112	168,333
<b>Total Support Staff Salaries and Benefits</b>					<b>34,452,397</b>	<b>19,849,450</b>
<b>Total Salaries &amp; Benefits</b>					<b>339,380,420</b>	<b>142,574,561</b>
<b>Other Direct Operating Expen (Note 2)</b>						
Communication Center				182	383,449	162,528
Operational Support				811	1,708,663	724,231
RHQ Municipal Support				232	488,792	207,178
Telephone				1,373	2,892,719	1,226,103
Mobile Radio Equipment Maintenance				163	344,305	145,949
Office Automation - Uniform				2,140	4,508,680	1,911,041
Office Automation - Civilian				1,685	322,897	141,489
Vehicle Usage				8,351	17,594,388	7,457,527
Detachment Supplies				539	1,135,598	481,332
Uniform & Equipment				1,944	4,106,311	1,740,638
Uniform & Equipment Court officer				929	14,465	6,336
<b>Total Other Direct Operating Expenses</b>					<b>33,500,265</b>	<b>14,204,352</b>
<b>Total 2019 Municipal Base Services and Calls for Service Cost</b>					<b>372,880,686</b>	<b>156,778,914</b>

**Base Service: \$216.1M**  
**(56.2%)**

+

**Calls for Service: \$156.7M**  
**(43.8%)**

=

**\$372.8M**



# Base Service Category

**Base services costs represent municipal costs related to proactive policing services such as:**

- Proactive Policing
  - General and Directed Patrols
  - Crime Prevention
  - Administrative Duties
  - Training
- 
- The total cost of Base Services is allocated among municipalities on an equal per property basis using Municipal Property Assessment Corporation (MPAC) data.
  - The property count is comprised of household, commercial and industrial properties updated annually.
  - In 2019 the estimated cost for Base Services is \$189.54 per property.



# Sample Billing Model Statement

## OPP 2019 Annual Billing Statement

Estimated cost for the period January 1 to December 31, 2019

Please refer to [www.opp.ca](http://www.opp.ca) for 2019 Municipal Policing Billing General Information summary for further details.

			Cost per Property \$	Total Cost \$
<b>Base Service</b>	<b>Property Counts</b>			
	Household	4,654		
	Commercial and Industrial	318		
	Total Properties	<u>4,972</u>	189.54	942,393
<b>Calls for Service</b>	(see summaries)			
	Total all municipalities	156,778,914		
	Municipal portion	0.4984%	157.17	781,431
<b>Overtime</b>	(see notes)		8.51	42,308
<b>Contract Enhancements</b>	(see summary)		33.25	165,333
<b>Court Security</b>	(see summary)		17.29	85,973
<b>Prisoner Transportation</b>	(per property cost)		2.27	11,286
<b>Accommodation/Cleaning Services</b>	(per property cost)		4.90	24,363
<b>Total 2019 Estimated Cost</b>			<b>412.93</b>	<b>2,053,087</b>



# Calls for Service Category

- Calls for Service costs represent costs related to reactive policing services that usually require a police officer's attendance.
- A municipality pays their share of the total municipal reactive calls for service costs calculated for the province.

## Sample:

Calls for Service Billing Workgroups	Calls for Service Count					2019 Average Time Standard	Total Weighted Time	% of Total Provincial Weighted Time	2019 Estimated Calls for Service Cost
	2014	2015	2016	2017	Four Year Average				
					A	B	C = A * B		
					(Note 1)		(Note 2)		(Note 3)
Drug Possession	31	22	15	24	23	6.4	147	0.0092%	14,383
Drugs	12	3	-	2	4	37.0	157	0.0098%	15,365
Operational	752	711	759	783	751	3.6	2,705	0.1686%	264,257
Operational 2	354	303	237	283	294	1.3	383	0.0238%	37,377
Other Criminal Code Violations	100	129	111	130	118	7.9	928	0.0579%	90,699
Property Crime Violations	232	260	214	225	233	6.8	1,583	0.0986%	154,646
Statutes & Acts	102	106	95	103	102	3.3	335	0.0209%	32,728
Traffic	109	77	61	70	79	3.4	269	0.0168%	26,328
Violent Criminal Code	103	99	89	84	94	15.9	1,491	0.0929%	145,649
<b>Total</b>	<b>1,795</b>	<b>1,710</b>	<b>1,581</b>	<b>1,704</b>	<b>1,698</b>		<b>7,997</b>	<b>0.4984%</b>	<b>781,431</b>
<b>Provincial Totals</b>	<b>(Note 4)</b>	<b>381,258</b>	<b>363,779</b>	<b>364,615</b>	<b>368,194</b>	<b>369,462</b>	<b>1,604,533</b>	<b>100.0%</b>	<b>156,778,914</b>





# Sample Billing Model Statement

## OPP 2019 Annual Billing Statement

Estimated cost for the period January 1 to December 31, 2019

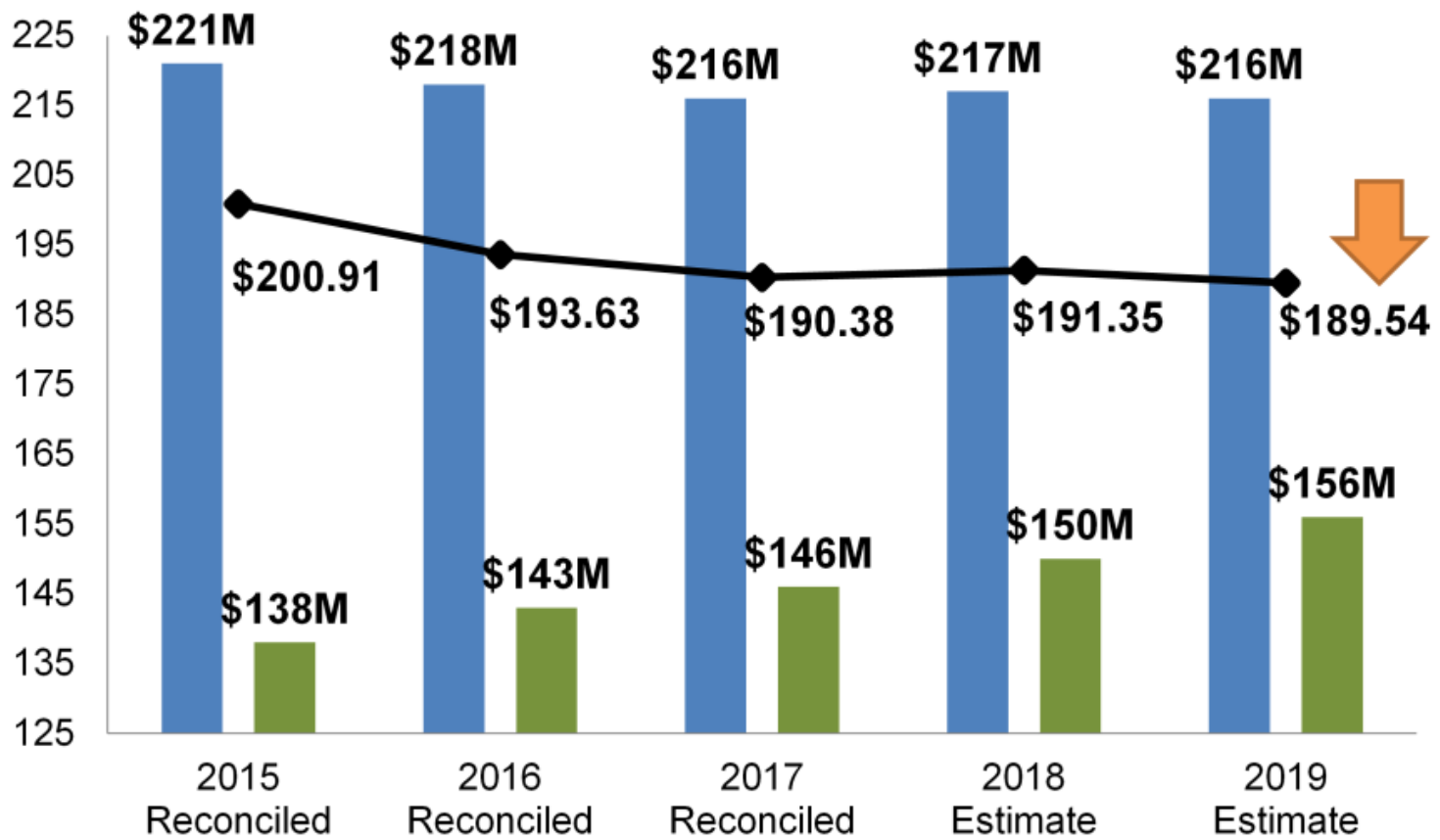
Please refer to [www.opp.ca](http://www.opp.ca) for 2019 Municipal Policing Billing General Information summary for further details.

			Cost per Property \$	Total Cost \$
<b>Base Service</b>	<b>Property Counts</b>			
	Household	4,654		
	Commercial and Industrial	318		
	Total Properties	4,972	189.54	942,393
<b>Calls for Service</b>	(see summaries)			
	Total all municipalities	156,778,914		
	Municipal portion	0.4984%	157.17	781,431
<b>Overtime</b>	(see notes)		8.51	42,308
<b>Contract Enhancements</b>	(see summary)		33.25	165,333
<b>Court Security</b>	(see summary)		17.29	85,973
<b>Prisoner Transportation</b>	(per property cost)		2.27	11,286
<b>Accommodation/Cleaning Services</b>	(per property cost)		4.90	24,363
<b>Total 2019 Estimated Cost</b>			<b>412.93</b>	<b>2,053,087</b>



## Base and CFS Cost 2015 - 2019

■ Total Base Services ■ Total Calls for Service ◆ Base Cost Per Property



Base Services and Calls for Service costs in millions **net of discounts**



# Additional Cost Components

## **Overtime:**

- Municipalities are billed for overtime incurred in relation to occurrences in their geographic area, as well as a portion of the detachment overtime not linked to a specific municipality, e.g. training and administrative duties.
- Overtime recoveries are limited to municipal detachment staff.
- Excludes overtime incurred for provincial obligations.

## **Court Security:**

- Municipalities that have a courthouse in their jurisdiction are responsible for court security under the Police Services Act.
- Accordingly, they are billed for the cost to provide those designated court activities.

## **Prisoner Transportation:**

- The total cost of providing prisoner transportation across the province is determined based on the cost of the municipal FTEs providing the service and is allocated to all municipalities on an equal per property basis.



# Sample Billing Model Statement

## OPP 2019 Annual Billing Statement

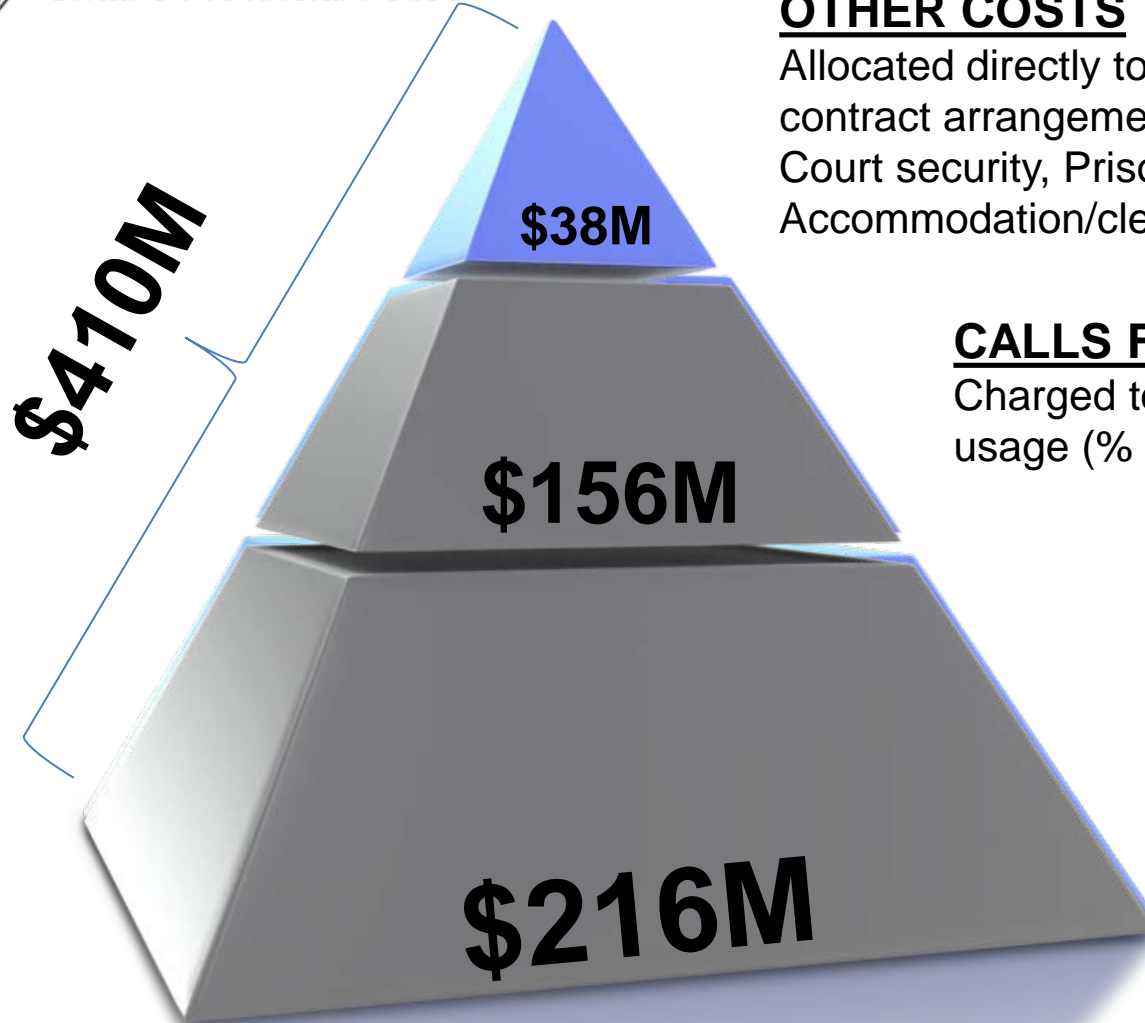
Estimated cost for the period January 1 to December 31, 2019

Please refer to [www.opp.ca](http://www.opp.ca) for 2019 Municipal Policing Billing General Information summary for further details.

			<b>Cost per Property \$</b>	<b>Total Cost \$</b>
<b>Base Service</b>	<b>Property Counts</b>			
	Household	4,654		
	Commercial and Industrial	318		
	Total Properties	<u>4,972</u>	189.54	942,393
<b>Calls for Service</b>	(see summaries)			
	Total all municipalities	156,778,914		
	Municipal portion	0.4984%	157.17	781,431
<b>Overtime</b>	(see notes)		8.51	42,308
<b>Contract Enhancements</b>	(see summary)		33.25	165,333
<b>Court Security</b>	(see summary)		17.29	85,973
<b>Prisoner Transportation</b>	(per property cost)		2.27	11,286
<b>Accommodation/Cleaning Services</b>	(per property cost)		4.90	24,363
<b>Total 2019 Estimated Cost</b>			<b>412.93</b>	<b>2,053,087</b>



Ontario Provincial Police



### **OTHER COSTS**

Allocated directly to municipalities based on contract arrangements and usage, i.e. Overtime, Court security, Prisoner transportation, Accommodation/cleaning and Enhancements.

### **CALLS FOR SERVICE (CFS) COST**

Charged to municipalities according to their usage (% of provincial CFS cost)

### **BASE SERVICE COST**

Allocated among municipalities on an equal per property basis  
\$189.54 per property (2019)

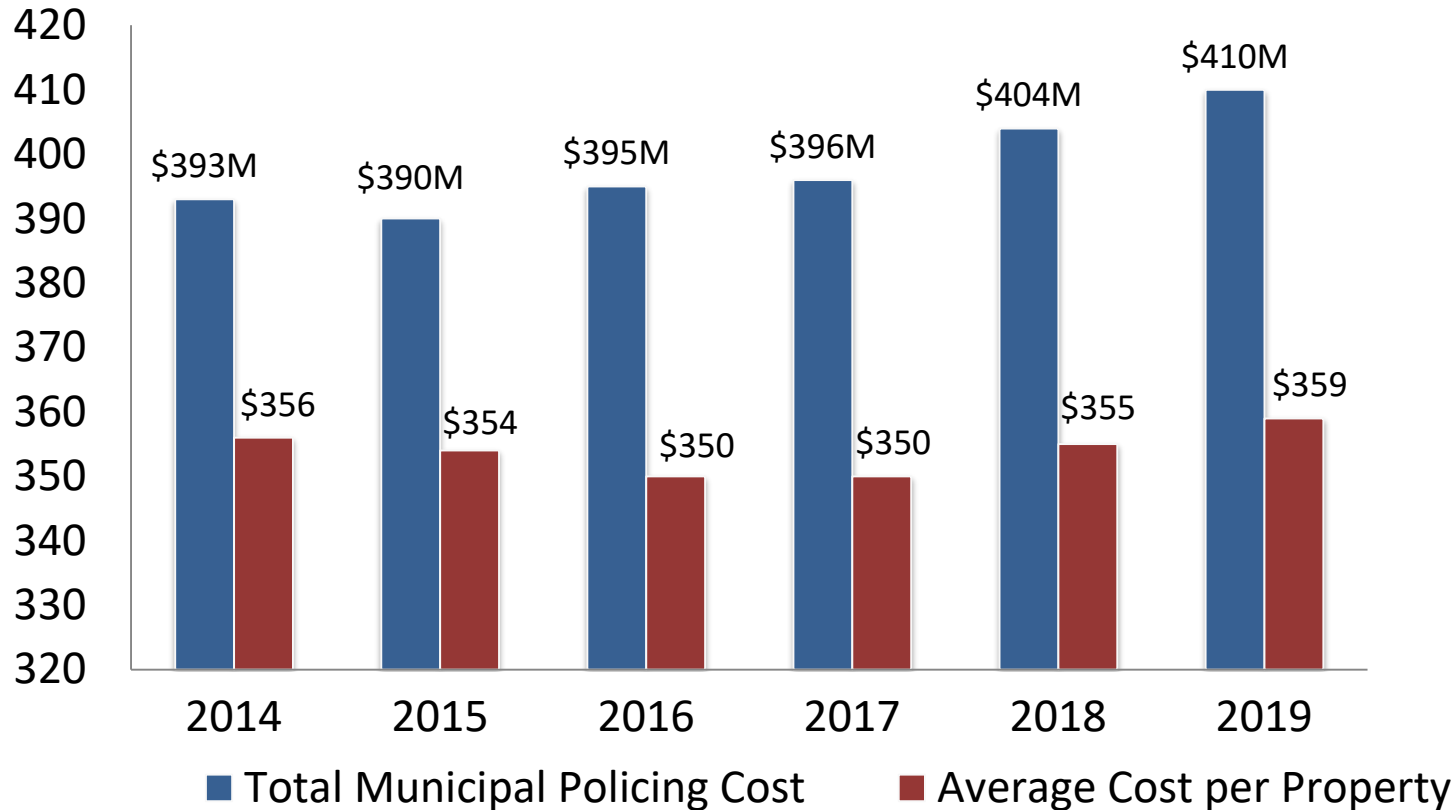
# 2019 OPP Municipal Cost-Recovery





# OPP Municipal Policing Snapshot

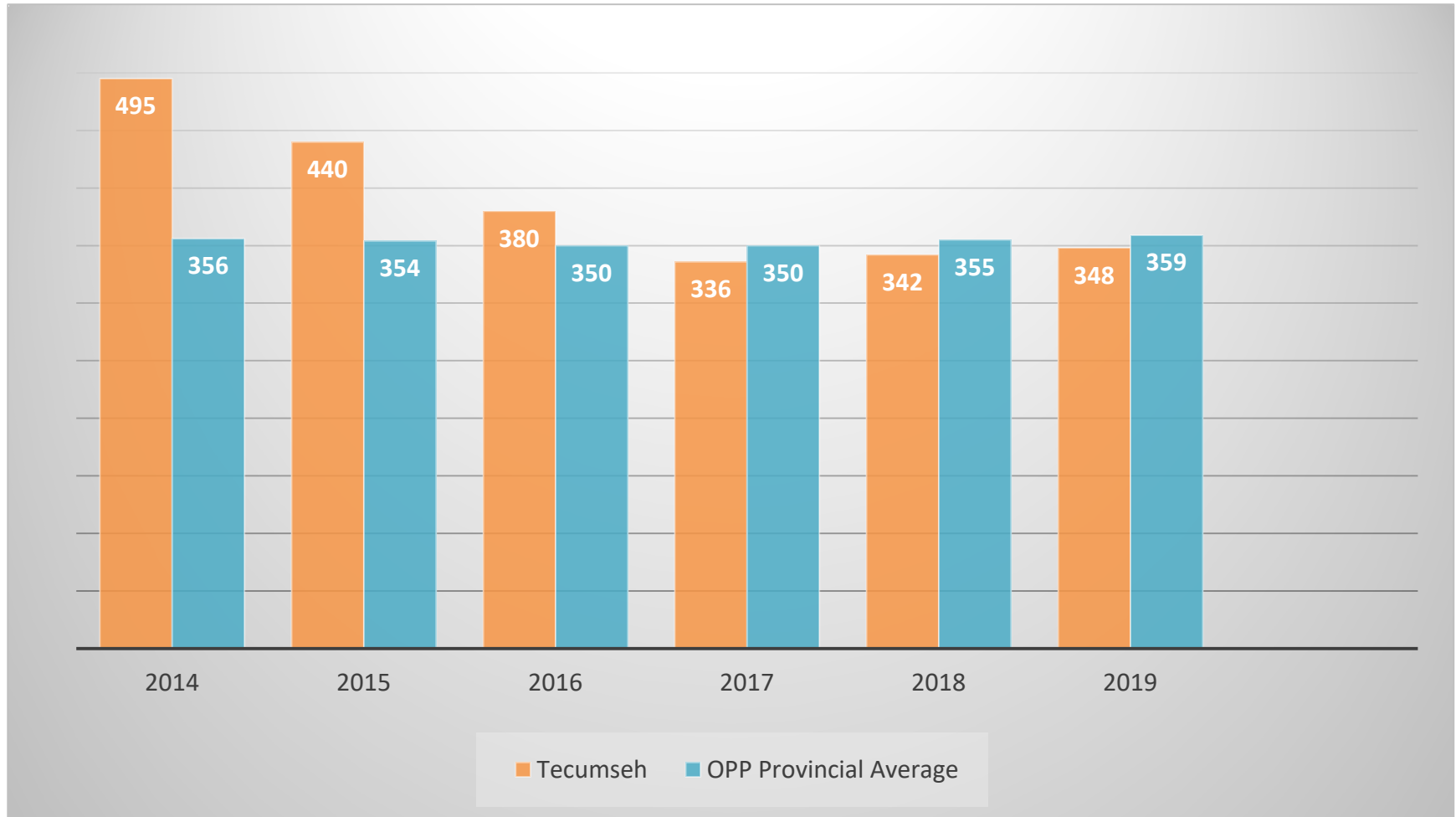
## Historical Trends ( 2014-2019)



Since the inception of the billing model in 2015, recoveries have increased by approximately 4.3% with an annualized increase of 0.86%.



# Tecumseh Cost Comparison





QUESTIONS?

Email us: [OPP.MunicipalPolicing@opp.ca](mailto:OPP.MunicipalPolicing@opp.ca)

Call us: (705) 329-6200

Follow us on Twitter: [@OPP\\_Mun\\_Pol](https://twitter.com/OPP_Mun_Pol)





# Sample Billing Model Statement

## O.P.P. Annual Billing Statement

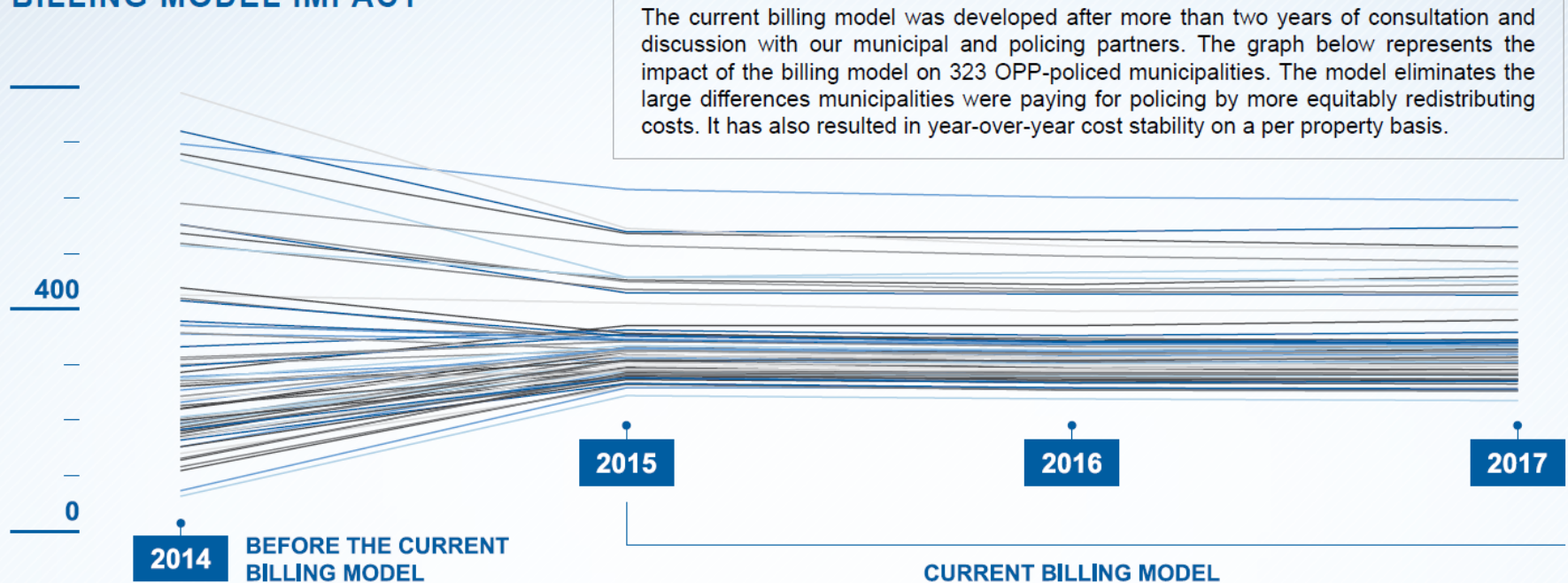
Sample City

Estimated cost for the period January 1 to December 31, 2017

		Cost per Property \$	Total Cost \$
<b>Base Service</b>			
	<u>Property Counts</u>		
	Household 11,000		
	Commercial and Industrial <u>202</u>		
	Total Properties <u>11,202</u>	\$191.84	2,148,992
<b>Calls for Service</b>	(see summaries)		
	Total all municipalities \$148,109,469		
	Municipal portion 1.4705%	194.42	2,177,894
<b>Overtime</b>	(see notes)	20.80	232,976
<b>Court Security</b>	(see summary)	53.12	595,000
<b>Prisoner Transportation</b>	(per property cost)	2.30	25,765
<b>Total 2017 Calculated Cost</b>		<u><u>462.47</u></u>	<u>5,180,626</u>



## BILLING MODEL IMPACT







# OPP Municipal Billing Snapshot

Item	2015 Reconciled	2016 Reconciled	2017 Reconciled	2018 Estimate	2019 Estimate
<b>Total Municipal Uniform FTEs in Base/Calls for Service Cost</b>	2,237	2,191	2,166	2,152	2,107
<b>Base Services / Calls for Service Activity Split</b>	60.1% / 39.9%	58.7% / 41.3%	57.9% / 42.1%	57.4% / 42.6%	56.2% / 43.8%
<b>Calls For Service Years Averaged</b>	2010-2013	2011-2014	2012-2015	2013-2016	2014-2017
<b>Municipal Property Counts (MPAC)</b>	1,101,961 (year 2012 count)	1,128,014 (year 2014 count)	1,133,771 (year 2015 count)	1,136,933 (year 2016 count)	1,140,112 (year 2017 count)