



Police Services Board Monthly Overview SEPTEMBER 2019



Disclaimer: No part of this document is to be reproduced or distributed without the expressed written permission of the Ontario Provincial Police. This document has been prepared based on internally developed data sources. All Data is a snapshot in time and may differ from other record sources. All data is captured from BI CUBE and Niche RMS unless otherwise stated.



TABLE OF CONTENTS

Detachment Focus and Priorities	2
Top Calls for Service	3-4
Calls for Service Comparison	5
Violent Crime	5
Property Crime	6
Drug Offences	6
Motor Vehicle Collisions	7
Impaired / Exceed Offences.....	8
Driver's License Suspensions	8
MHRU Calls	9
Criminal Code, CDSA, YCJA Charges	10
Provincial Offences & Traffic Stops.....	11
911 Misdial	12
False Alarms	13
R.I.D.E.	13
Auxiliary Service	13
Notable Investigations	14

Prepared by:

D/Constable Pauline Brockman #12632

Essex County Detachment

Ontario Provincial Police

Office: 519.723-2493, Ext. 5512

Pauline.Brockman@opp.ca

ANALYTICS



HEALTHY WORKFORCE



LEADERSHIP



REINVESTMENT



TECHNOLOGY





Detachment Focus and Priorities

FOCUS

The focus of the next three years for our detachment will be:

- Sexual Violence and Harassment
- Big Four - Distracted Driving, Aggressive Driving, Impaired Driving, and Lack of Safety Restraint use
- Youth At-Risk
- Drug/Substance Abuse
- Human Trafficking

PRIORITIES

The OPP's action planning process ensures compliance with the Adequacy and Effectiveness of Police Services Regulation (Adequacy Standards) filed as O. Reg. 3/99 in 1999.

Through assessment, analysis and consultation, the following priorities were identified under three categories: crime, traffic and other policing. The priorities reflect provincial and regional issues. Subsequent local analysis and consultation will further identify the specific areas of focus for this region. Priorities will be addressed by effective management strategies combining engagement, education and enforcement. Operationalized within the construct of Ontario's Mobilization and Engagement Model of Community Policing the noted strategies coupled with each of our Communities unique initiatives will provide the foundation for sustainable community safety and reduce victimization.

CRIME	TRAFFIC	OTHER POLICING PRIORITIES
**Violent Crime: Robbery and other crimes against persons including Domestic Violence.	Influence driver behaviour to reduce the frequency of collisions leading to personal injuries and death on our roadways, waterways and trails.	<i>Continue collaborating for an enhanced police response to persons experiencing a mental health crisis</i>
Property Crime <ul style="list-style-type: none">○ Break and enter○ Mischief		<i>Partner to reduce the impact/risk/frequency of false alarms and 911 pocket dials</i>
Illicit Drugs (including Opioids)		
Cyber Crime		

ANALYTICS

HEALTHY WORKFORCE

LEADERSHIP

REINVESTMENT

TECHNOLOGY



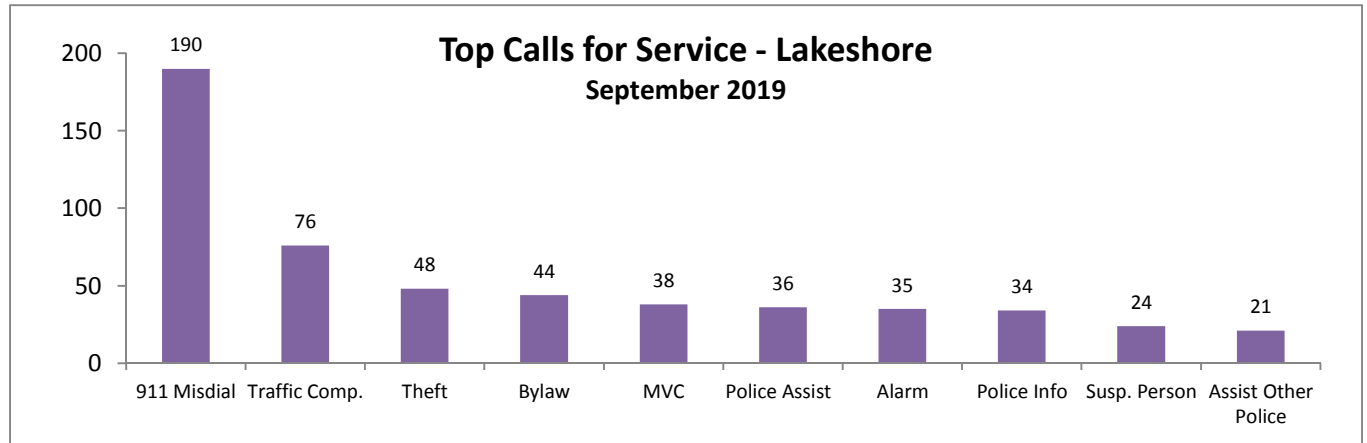


Top Calls for Service ¹

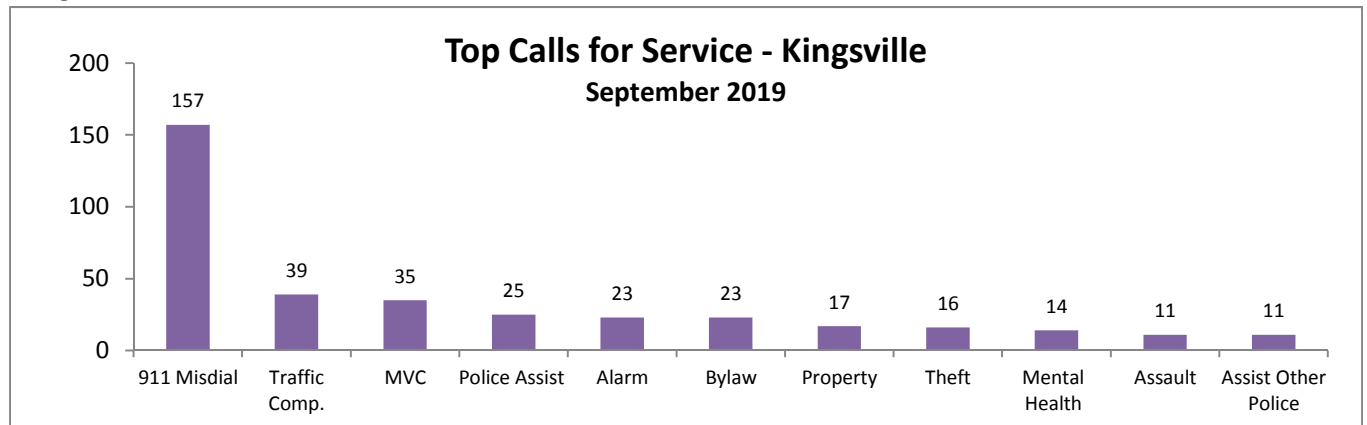
Pelee Island

- 19 calls (911 Misdialed x8, Marine x3, Mental Health, Police Assist, Suspicious Person, Theft x3, Traffic x2)


Lakeshore



Kingsville



Leamington



¹ Data Derived from Niche 05Oct2019 Occurrence Type by Duty Icon

ANALYTICS



HEALTHY WORKFORCE



LEADERSHIP



REINVESTMENT



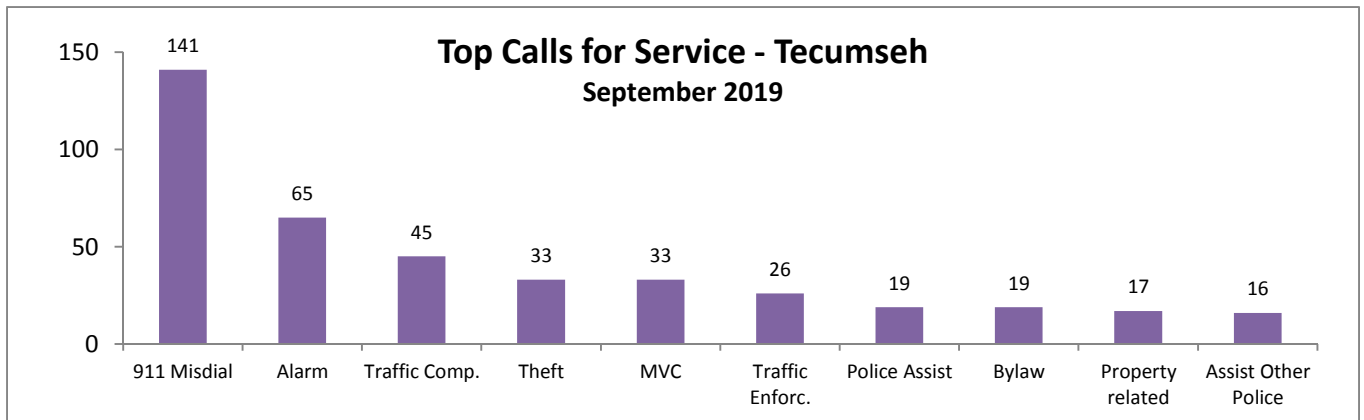
TECHNOLOGY



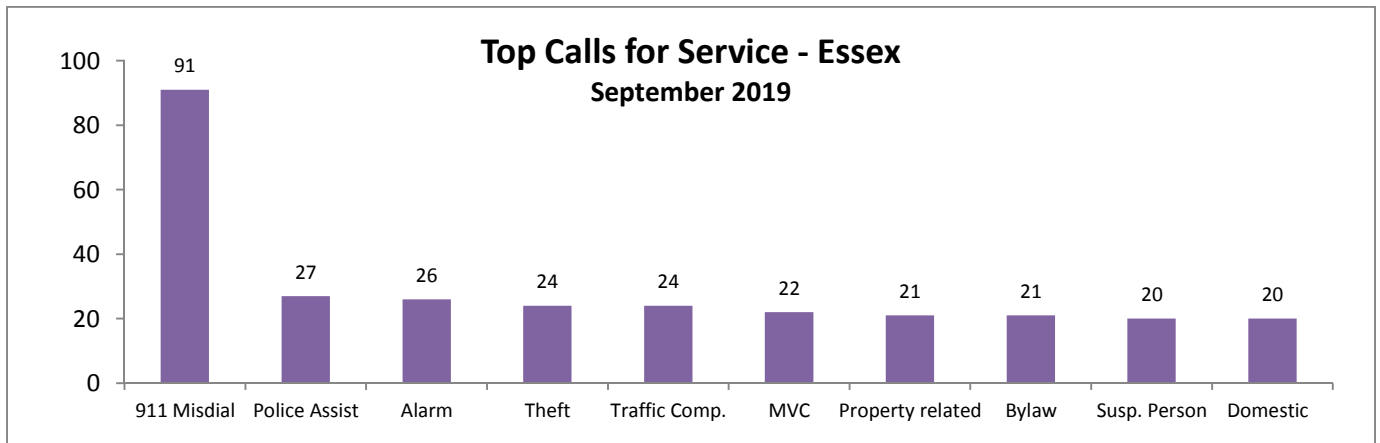


Top Calls for Service²

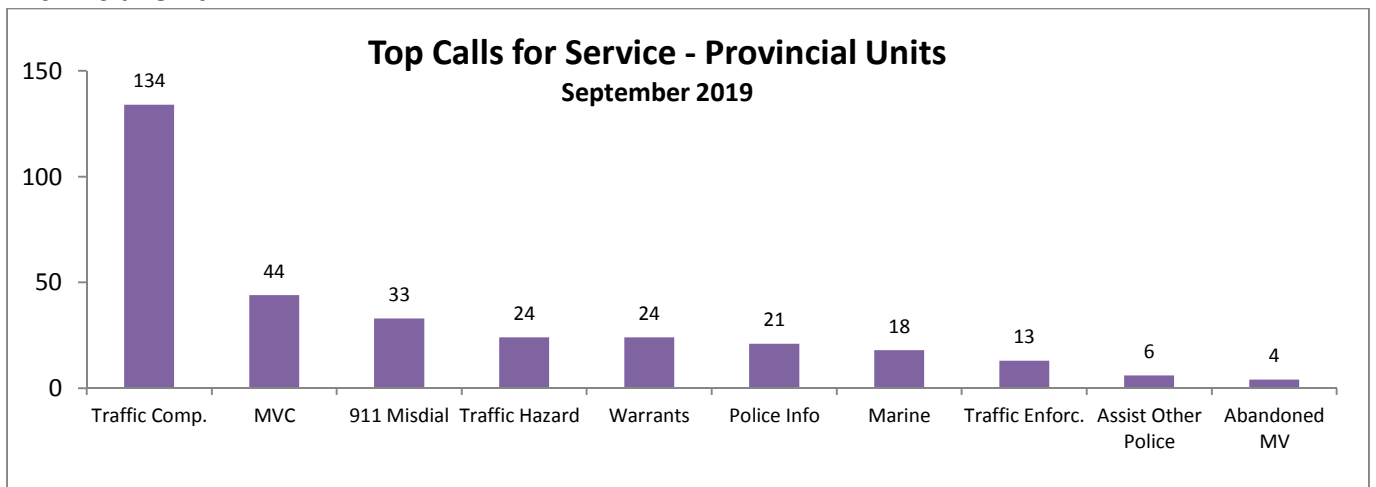
Tecumseh



Essex



Provincial Unit



² Data Derived from Niche 05Oct2019 Occurrence Type by Duty Icon

ANALYTICS



HEALTHY WORKFORCE



LEADERSHIP



REINVESTMENT

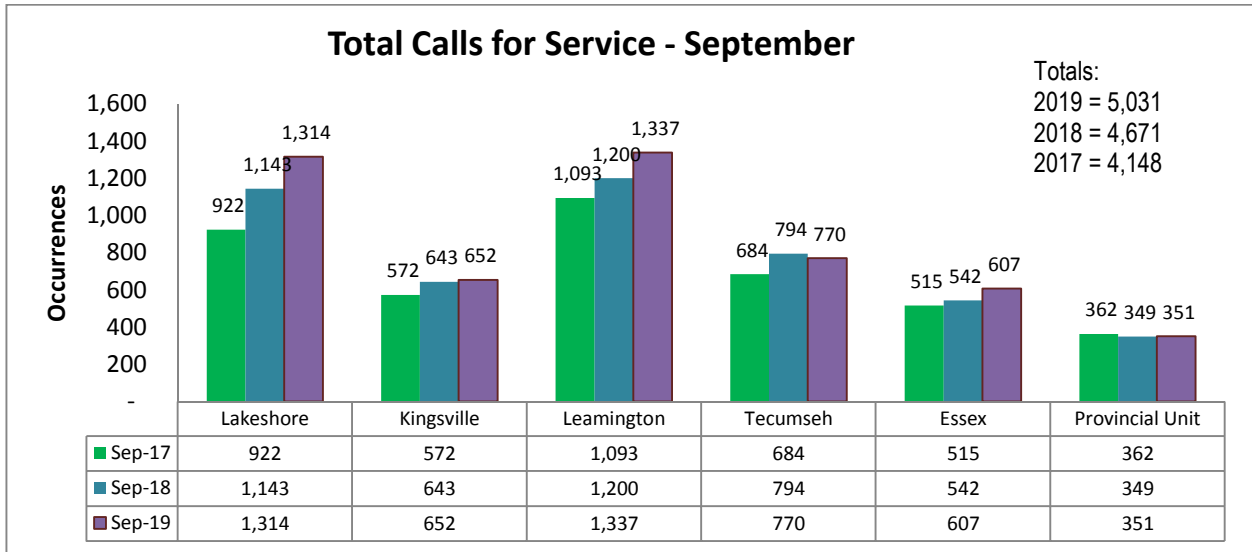


TECHNOLOGY



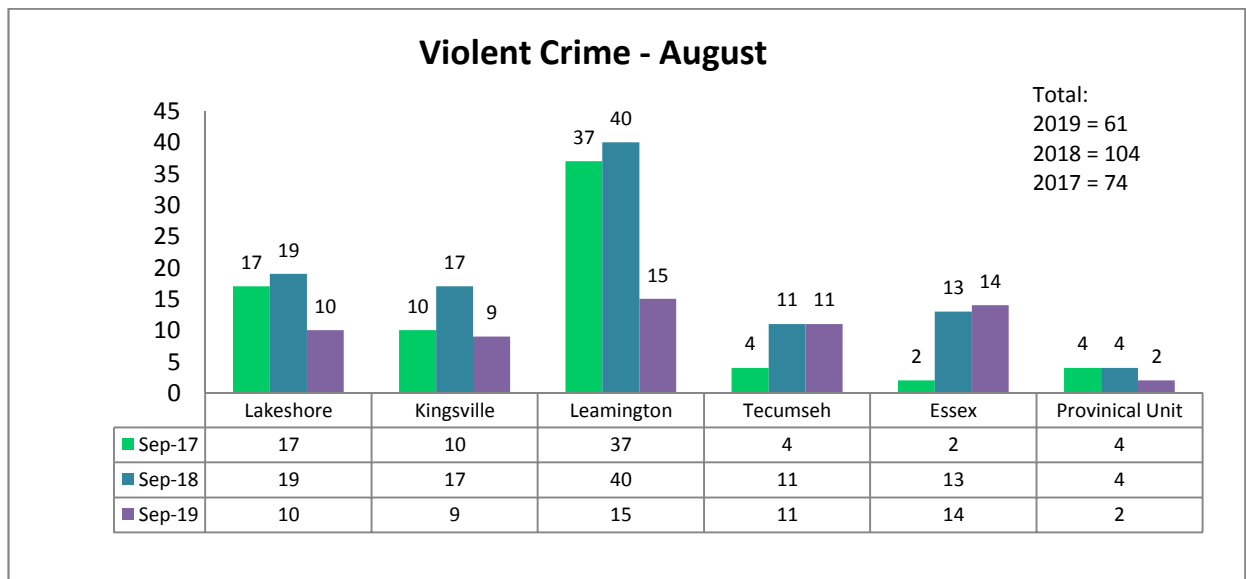


Calls for Service³



- **7.7% increase** in Calls for Service September 2019 vs September 2018 (Lakeshore +15.0%, Kingsville +1.4%, Leamington +11.4%, Tecumseh -3.0%, Essex +12.0%, Provincial Units +0.6%)
- YTD 2019 calls for service are 7.4% higher compared to YTD 2018

Violent Crime⁴



- A **41.9% decrease** in violent crime September 2019 compared to September 2018. **Clearance Rate = 66.1%**
- Violent crime is 17.5% lower YTD 2019 (784 reports) compare to YTD 2018 (744 reports)

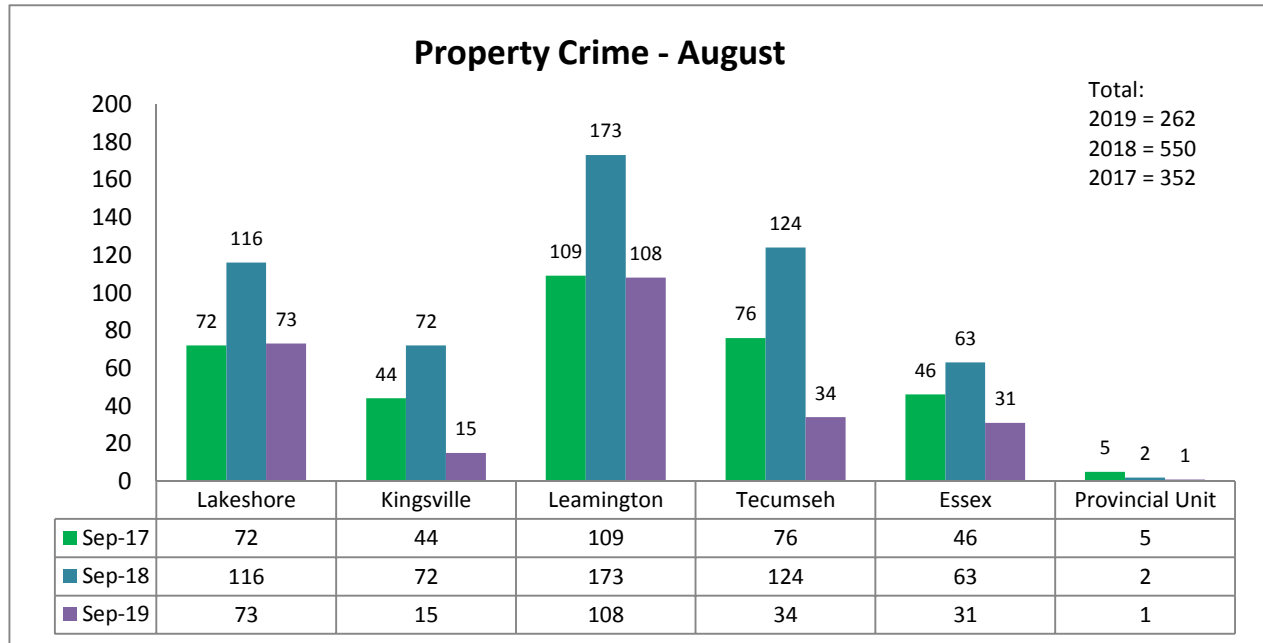
³ Data Derived from Niche RMS 06Oct2019 by Duty Icon

⁴ Data Derived from the BI Cube RMS 06Oct2019 Violent Crime.





Property Crime⁵



- A **51.8% decrease** in Property Crime September 2019 compared to September 2018.
- September **Clearance rate = 20.8%**
- Property Crime is trending 16.3% lower YTD 2019 (2,541 reports) compared to YTD 2018 (3,037 reports)

Drug Offences⁶

Contract Location	Sep-17	Sep-18	Sep-19
Lakeshore	2	4	0
Kingsville	4	0	1
Leamington	4	6	12
Tecumseh	2	4	0
Essex	6	0	1
Provincial Units	1	1	0
	19	15	14

- Drug offences are trending 14.2% lower YTD 2019 (103 occurrences) compared to YTD 2018 (120 occurrences)

⁵ Data Derived from the BI Cube RMS 08Oct2019 Property Crime

⁶ Data Derived from BI Cube RMS 09Oct2019 Drug Offences





Motor Vehicle Collisions⁷

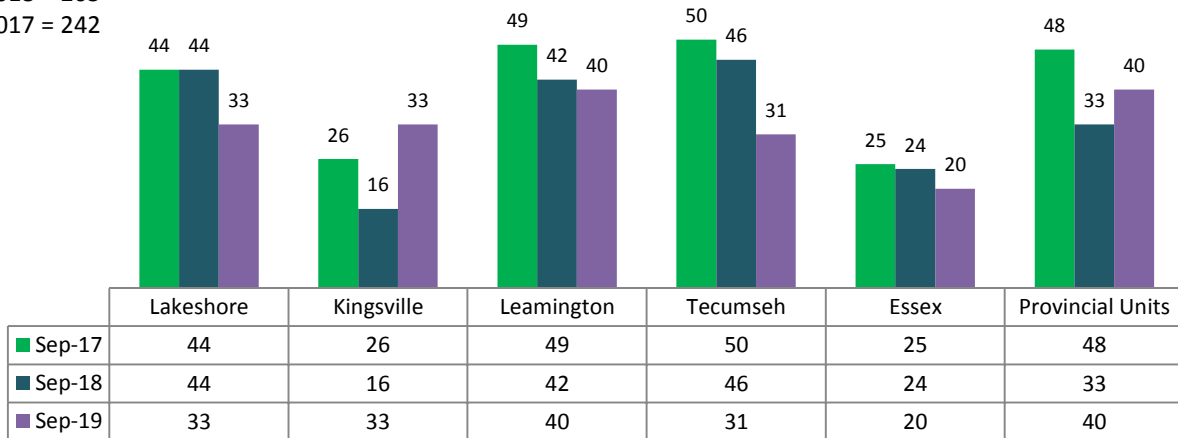
Totals:

2019 = 197

2018 = 205

2017 = 242

Motor Vehicle Collisions - September



- A **3.9% decrease** in MVCs September 2019 compared to September 2018.
- 50 or 25.4% of Collisions were diverted to the Collision Reporting Centre.
- Motor vehicle collisions are 9.3% lower YTD 2019 (1,971 reports) compared to YTD 2018 (2,172)

MVC Fatalities⁸

Year		Annual Data	Average
2016		14 collisions resulting in 15 deaths	1.25 deaths/ month
2017		21 collisions resulting in 24 deaths	2.00 deaths/ month
2018		11 collisions resulting in 13 deaths	1.08 deaths/ month
2019	<ul style="list-style-type: none"> • A 61 yr. old female passenger on a motorcycle passed away 20 days following a collision in Leamington with a motor vehicle. • A 57 yr. old male pedestrian was struck and killed trying to cross County Road 22 in Lakeshore. • An 18 yr. old male motorcycle rider was killed after what appears to be a collision involving a transport truck on 401 Highway. Investigation ongoing. 	YTD 8 collisions have resulted in 10 deaths	1.11 deaths/month

⁷ Data Derived from the RMS 06Oct2019 Dispatch Occurrence Type MVC

⁸ Data Derived from eCRS 06Oct2019 Fatal Injury

ANALYTICS

HEALTHY WORKFORCE

LEADERSHIP

REINVESTMENT

TECHNOLOGY



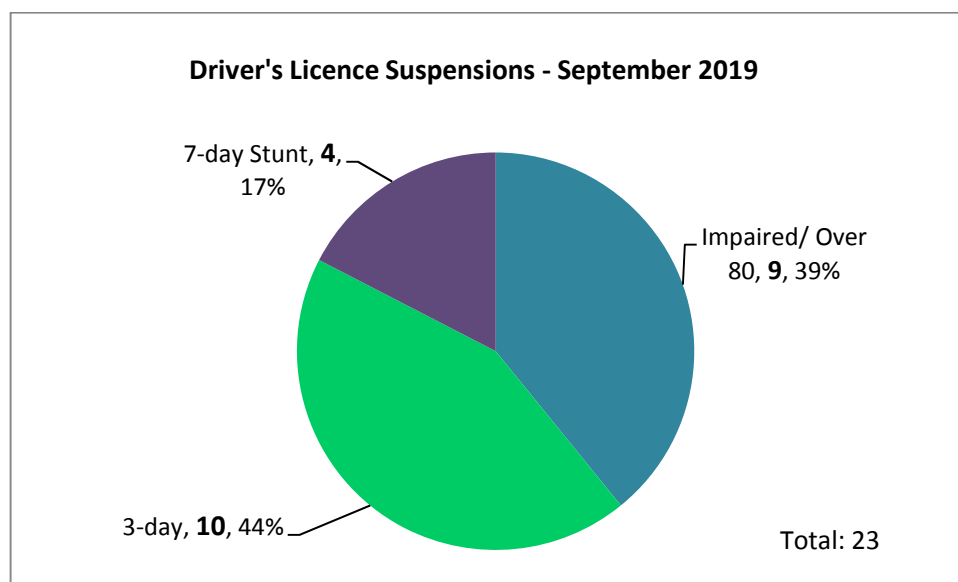


Impaired & Exceed Offences⁹

Contract Location	Sep-17	Sep-18	Sep-19
Lakeshore	3	3	2
Kingsville	1	0	1
Leamington	1	1	2
Tecumseh	0	0	1
Essex	1	1	1
Provincial Unit	3	2	2
	9	7	9

- A 29% increase in Impaired/Exceed offences in September 2019 compared to September 2018
- Impaired/Exceed offences are trending 44.1% higher YTD 2019 (98 events) compared to YTD 2018 (68 events)

Administrative Drivers Licence Suspensions (ADLS)¹⁰



- YTD Impaired/Exceed 38%(88 suspensions, Warn Range 45% (105 suspensions) and 7-Day Stunt 17% (40 suspensions)

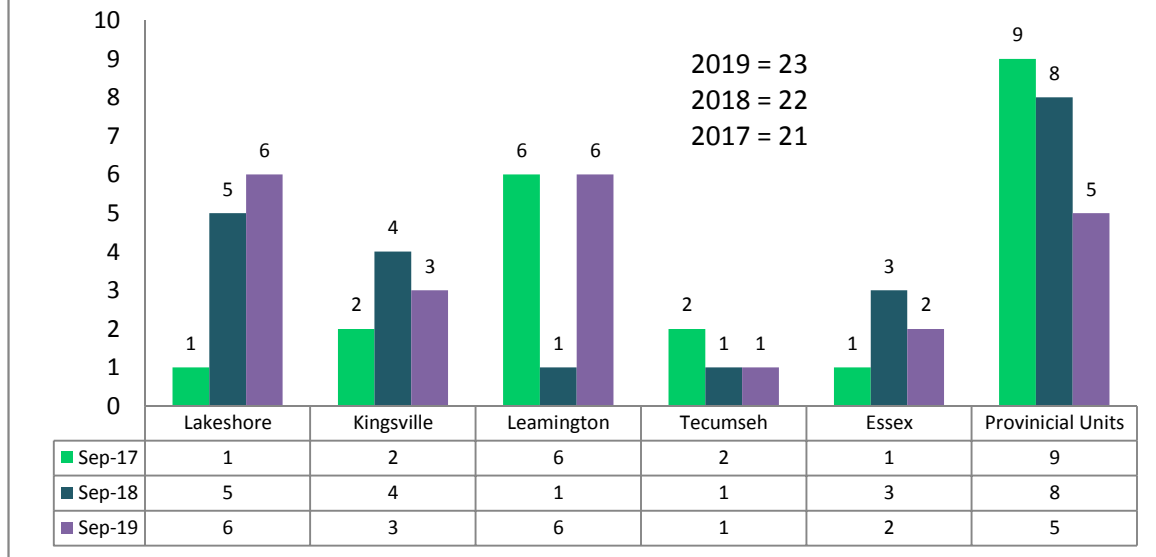
⁹ Data Derived from the RMS 06Oct2019 Alcohol (UCR 9210, 9220, 9230, 9240, 9250, 9925)

¹⁰ Data Derived from Niche RMS 06Oct2019 Suspensions (UCR 8881.001, 002, 004, 006, 0011) - 3/7/30-day warn range, 7-day Stunt



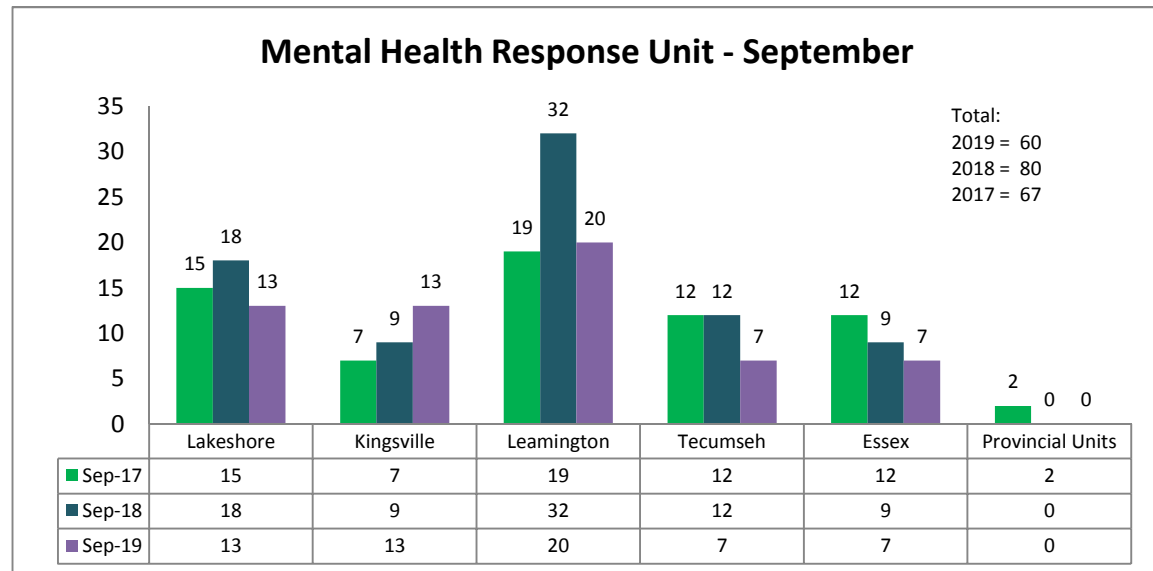


Drivers Licence Suspensions - September



- A **5% increase** in ADLS suspensions in September 2019 compared to September 2018
- Drivers licence suspensions are 12% higher YTD 2019 (233 suspensions) compared to YTD 2018 (208 suspensions).

MHRU Calls for Service¹¹



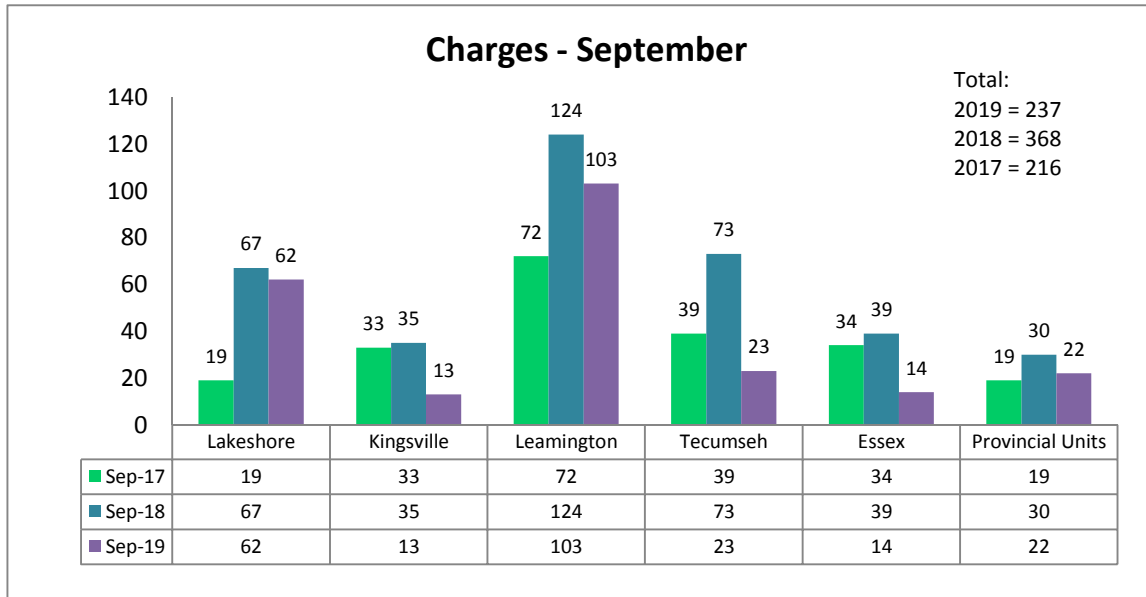
- A **23.8% decrease** in MHRU calls in September 2019 compared to September 2017

¹¹ Data Derived from Niche 06Oct2019 Officer/Unit: 6E00MHRU





Charges - CC, YCJA, CDSA¹²



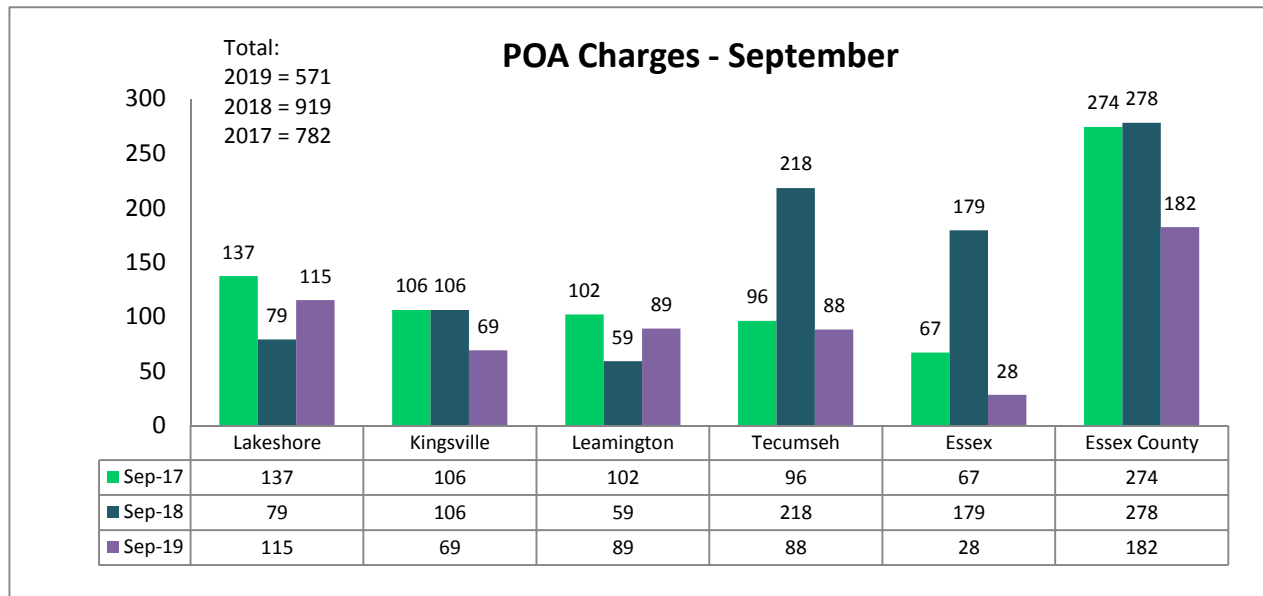
- A 36% decrease in charges September 2019 compared to September 2018

¹² Data Derived from Niche – Saved Search – Charge by Date. 12Oct2019

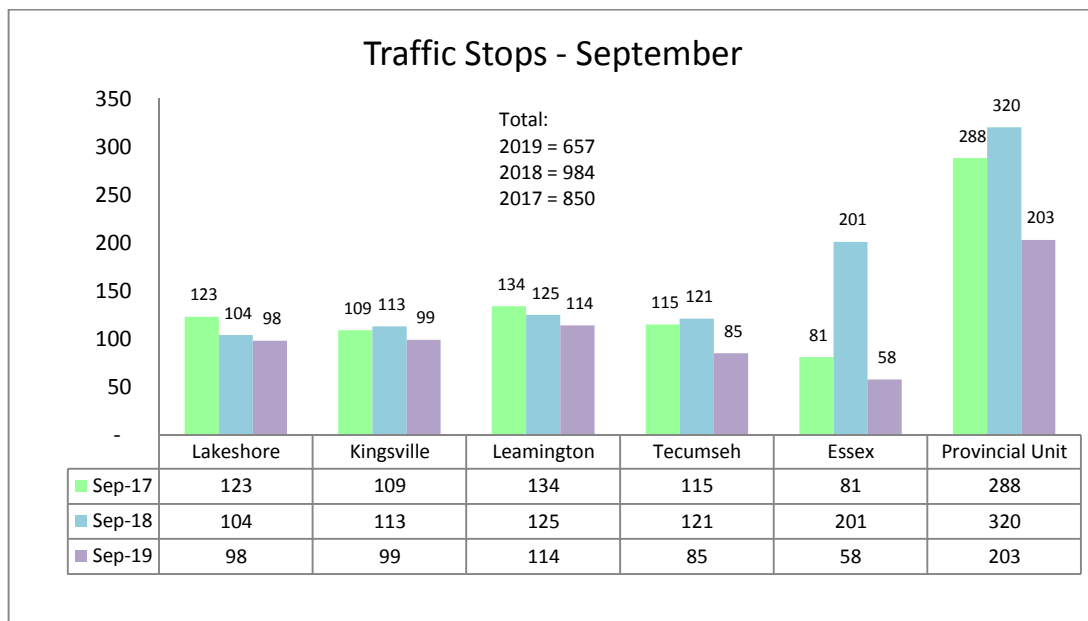




Provincial Offences¹³



- A **37.9% decrease** in provincial offences September 2019 compared to September 2018
- An average of **19.0 tickets/day** (down from 30.6 tickets/day previous month)
- POA charges are trending 7.8% lower YTD 2019 (6,166 tickets) compared to YTD 2018 (6,685 tickets)



- An **33.2% decrease** in recorded traffic stops in September 2019 compared to September 2018
- An average of **21.9 recorded vehicle stops per day** (down from 30.8 previous month)

¹³ Data Derived from Local Records 06Oct2019

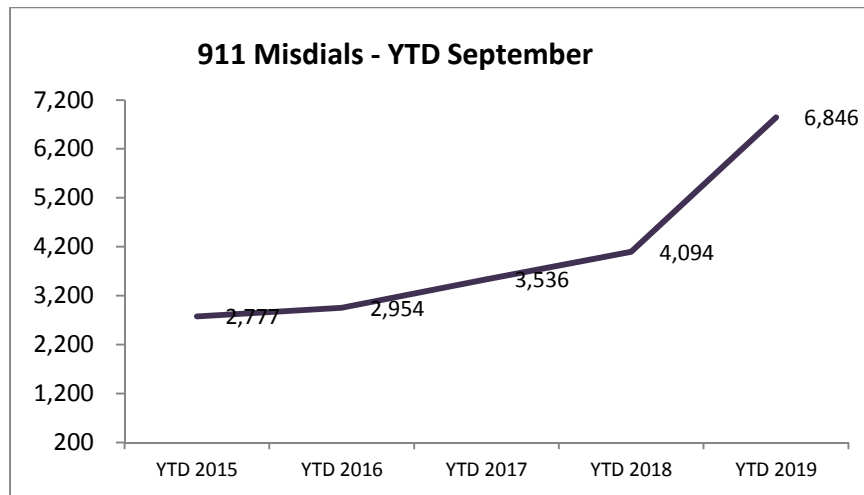




911 Misdial/Hang-up¹⁴

Lakeshore	Kingsville	Leamington	Tecumseh	Essex	Provincial Unit	TOTAL
190	157	309	141	91	33	921

- A **90.7% increase** in 911 Misdials September 2019 compared to September 2018 (calls)
- An average of **30.7 Misdial calls per day** compared to 29.9 calls per day in the previous month
- 911 Misdials are trending **67.2% higher YTD 2019** (6,846 calls) compared to YTD 2018 (4,094 calls)



¹⁴ Data Derived from Niche RMS by Occurrence Type 07Oct2019

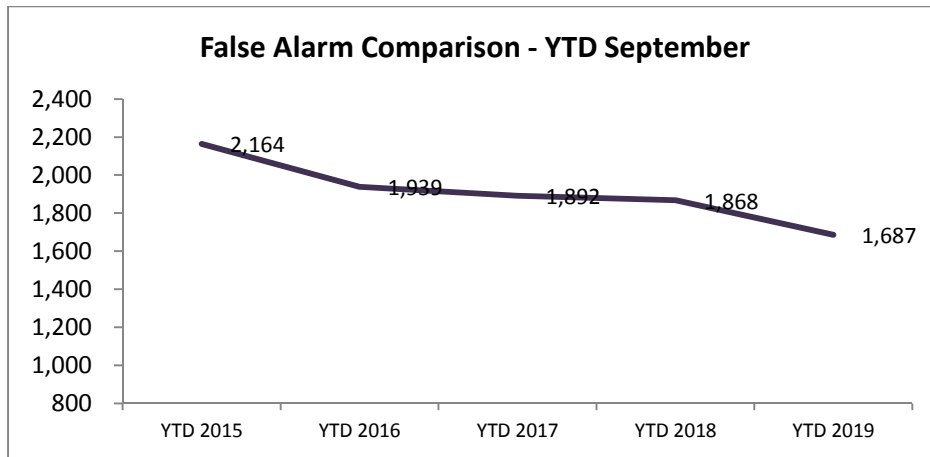




False Alarm¹⁵

Lakeshore	Kingsville	Leamington	Tecumseh	Essex	Provincial Unit	TOTAL
35	23	39	65	26	0	188

- A 7.4% decrease in False Alarms September 2019 to September 2018 (203 calls)
- An average of **6.3 false alarms per day** (August 2019) compared to 7.2 per day in August 2019
- False alarms are trending 9.7% lower YTD 2019 (1,687 calls) compared to YTD 2018 (1,868 calls)



R.I.D.E.¹⁶

Pelee	Lakeshore	Kingsville	Leamington	Tecumseh	Essex	Provincial Unit
0	0	1	0	2	2	0

Auxiliary Service¹⁷

Lakeshore	Kingsville	Leamington	Tecumseh	Essex	Essex County	Total
83.75	85.75	59.75	51.5	110.25	106	497

¹⁵ Data Derived from Niche RMS by Occurrence Type 07Oct2019

¹⁶ Data Derived from Niche RMS Occurrence Type 07Oct2019

¹⁷ Data Derived from AIMS Activity Reporting 07Oct2019





Notable Investigations

Lakeshore	Several unlocked vehicles were entered overnight and property stolen. Video evidence from the use of credit and bank cards confirmed the identities of a 30 year old male and 48 year old woman, both from Windsor. The female has been involved in other events the county. The male has been arrested & charged with 5 counts of Use Credit card and 2 counts of Theft. The female remains Wanted.
	An officer on routine patrol stopped a suspicious truck pulling an enclosed trailer. The driver, with a history of criminality, and was unable to satisfy the officer as to the ownership of the trailer. As a result, the trailer was held and later confirmed to have been stolen a short time earlier and just a short distance away.
Kingsville	A 53 yr. old male was charged with Assault, Forcible Confinement and Breach after an incident with his estranged girlfriend. She suffered only minor injuries.
Essex	Crime unit members continue to investigate a serious event in which a 30 yr. old male sustained a single gunshot wound. The victim suffered a significant injury but is expected to recover.
Tecumseh	A 31 yr. old male from Windsor was arrested and charged with 4 counts of Invitation to Sexual Touching after reports of suspicious black SUV approaching young female children.
	A 25 yr. old male was charged with Inciting Hatred after approaching and making comments to a family from an identifiable group while at a public park. This same male was charged with Assault after approaching another person and their child and making threatening gestures and comment. MHRU has been engaged.
	A business in the Oldcastle area reported a B&E in which the chain link fence was cut and the locks cut to two storage containers. Over \$5,000 in tools were taken. Ident processed the scene and was able to locate fingerprints which matched to a known criminal. A 25 yr. old man from Essex was arrested and charged.
Marine	Marine officers conducted 23 Directed Patrols and Calls for Service.
Leamington	Two separate CDSA search warrants were executed in Leamington resulting in the seizure of powdered cocaine and more than \$18,000 in currency.
	A 27 yr. old female and 32 yr. old male from Windsor shoplifted over \$1,200 from a retail business. As police arrived, both fled on foot in separate directions. The female was apprehended and a warrant has been obtained for the male. Both individuals involved in other occurrences throughout the municipalities.
	A 38 yr. old female has been charged with 2 counts of Theft, Disguise with Intent and B&E after dressing and presenting herself as the personal-care worker of a long-term care resident. The female was observed on camera and identified as a care worker who had been previously fired by an outside agency.

ANALYTICS

HEALTHY WORKFORCE

LEADERSHIP

REINVESTMENT

TECHNOLOGY

