



Police Services Board Monthly Overview OCTOBER 2019



Disclaimer: No part of this document is to be reproduced or distributed without the expressed written permission of the Ontario Provincial Police. This document has been prepared based on internally developed data sources. All Data is a snapshot in time and may differ from other record sources. All data is captured from BI CUBE and Niche RMS unless otherwise stated.



TABLE OF CONTENTS

Detachment Focus and Priorities	2
Top Calls for Service	3-4
Calls for Service Comparison	5
Violent Crime	5
Property Crime	6
Drug Offences	6
Motor Vehicle Collisions	7
Impaired / Exceed Offences.....	8
Driver's License Suspensions	8
MHRU Calls	9
Criminal Code, CDSA, YCJA Charges	10
Provincial Offences & Traffic Stops.....	11
911 Misdiagnosis	12
False Alarms	13
R.I.D.E.	13
Auxiliary Service	13
Notable Investigations	14

Prepared by:

D/Constable Pauline Brockman #12632

Essex County Detachment

Ontario Provincial Police

Office: 519.723-2493, Ext. 5512

Pauline.Brockman@opp.ca

ANALYTICS



HEALTHY WORKFORCE



LEADERSHIP



REINVESTMENT



TECHNOLOGY





Detachment Focus and Priorities

FOCUS

The focus of the next three years for our detachment will be:

- Sexual Violence and Harassment
- Big Four - Distracted Driving, Aggressive Driving, Impaired Driving, and Lack of Safety Restraint use
- Youth At-Risk
- Drug/Substance Abuse
- Human Trafficking

PRIORITIES

The OPP's action planning process ensures compliance with the Adequacy and Effectiveness of Police Services Regulation (Adequacy Standards) filed as O. Reg. 3/99 in 1999.

Through assessment, analysis and consultation, the following priorities were identified under three categories: crime, traffic and other policing. The priorities reflect provincial and regional issues. Subsequent local analysis and consultation will further identify the specific areas of focus for this region. Priorities will be addressed by effective management strategies combining engagement, education and enforcement. Operationalized within the construct of Ontario's Mobilization and Engagement Model of Community Policing the noted strategies coupled with each of our Communities unique initiatives will provide the foundation for sustainable community safety and reduce victimization.

CRIME	TRAFFIC	OTHER POLICING PRIORITIES
**Violent Crime: Robbery and other crimes against persons including Domestic Violence.	Influence driver behaviour to reduce the frequency of collisions leading to personal injuries and death on our roadways, waterways and trails.	<i>Continue collaborating for an enhanced police response to persons experiencing a mental health crisis</i>
Property Crime <ul style="list-style-type: none">○ Break and enter○ Mischief Illicit Drugs (including Opioids) Cyber Crime		<i>Partner to reduce the impact/risk/frequency of false alarms and 911 pocket dials</i>

ANALYTICS

HEALTHY WORKFORCE

LEADERSHIP

REINVESTMENT

TECHNOLOGY



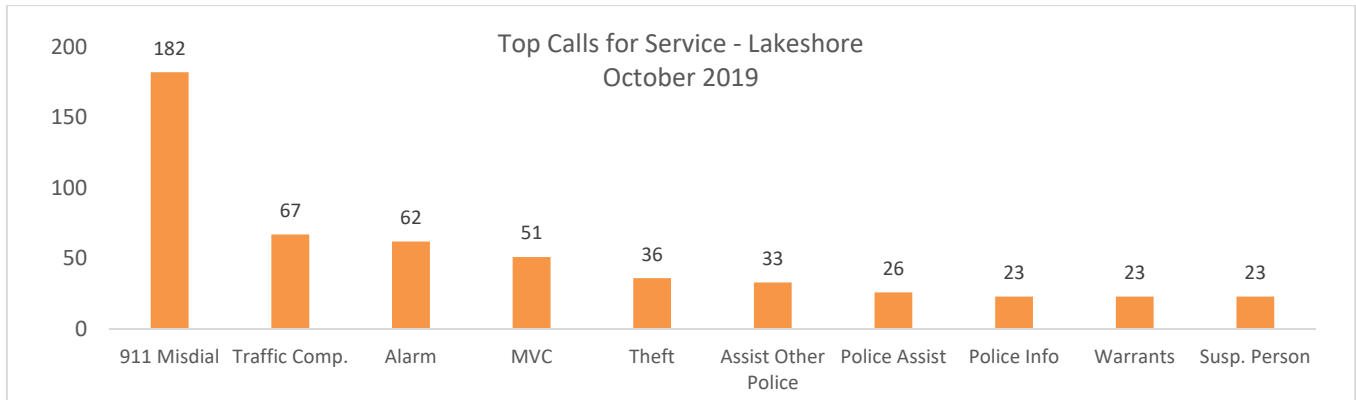


Top Calls for Service ¹

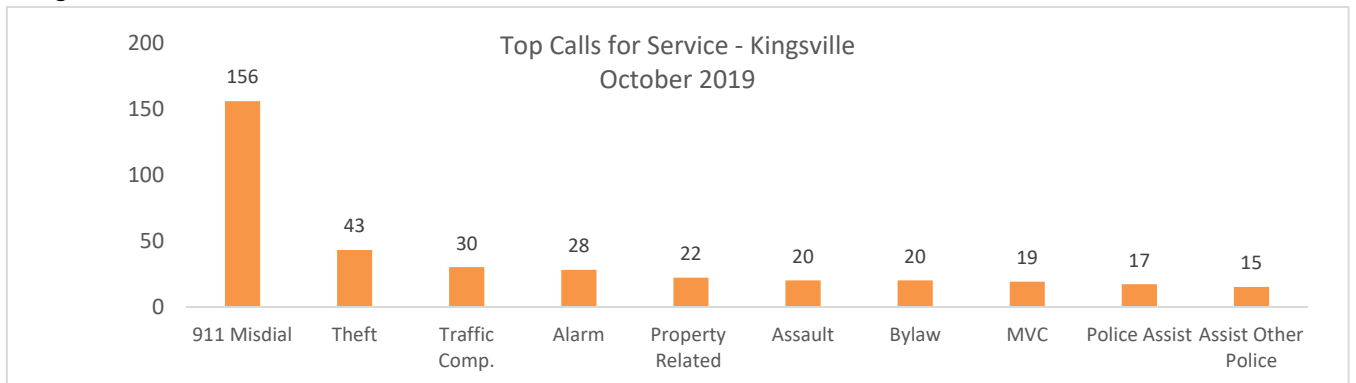
Pelee Island

- 6 calls (911 Misdialed x2, Mischief, Escort, Police Info x2)


Lakeshore



Kingsville



Leamington



¹ Data Derived from Niche 10Nov2019 Occurrence Type by Duty Icon

ANALYTICS

HEALTHY WORKFORCE

LEADERSHIP

REINVESTMENT

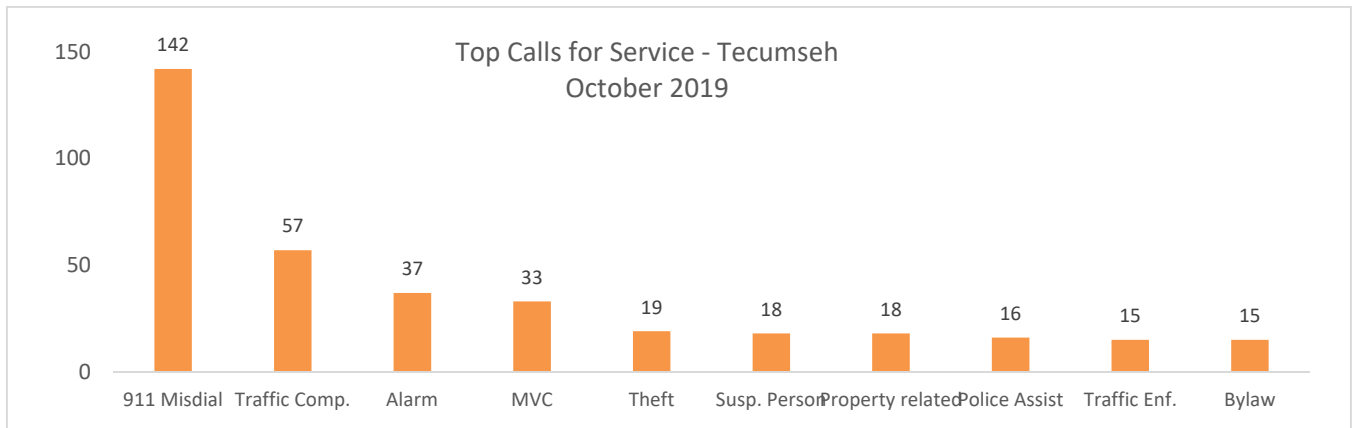
TECHNOLOGY



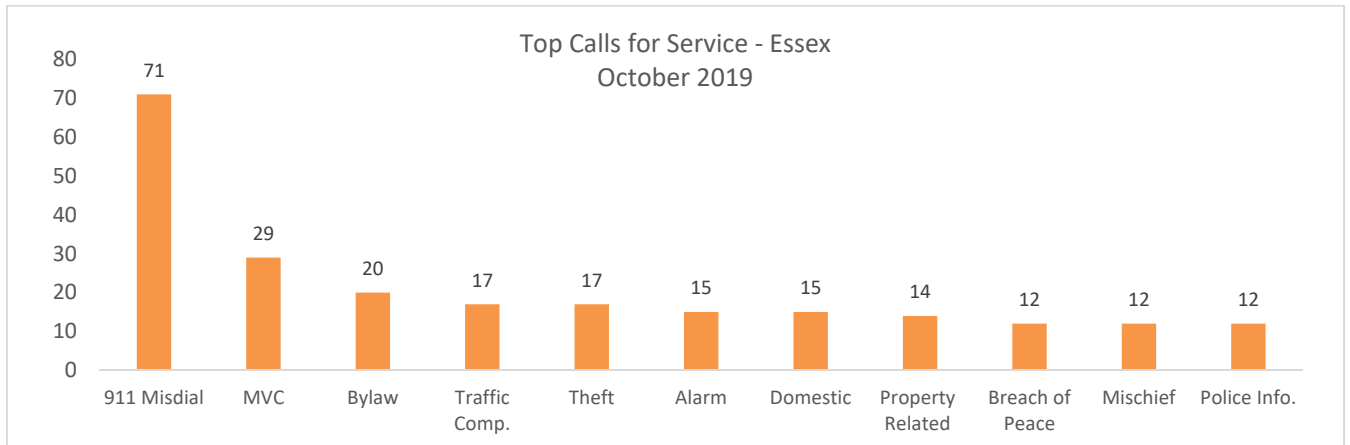


Top Calls for Service²

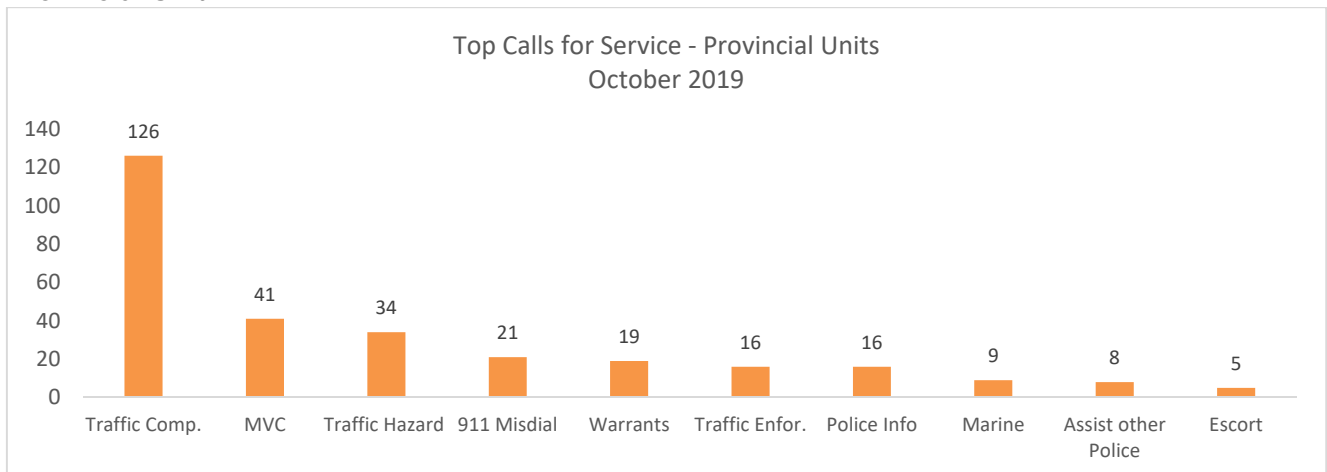
Tecumseh



Essex



Provincial Unit



² Data Derived from Niche 10Nov2019 Occurrence Type by Duty Icon

ANALYTICS



HEALTHY WORKFORCE



LEADERSHIP



REINVESTMENT

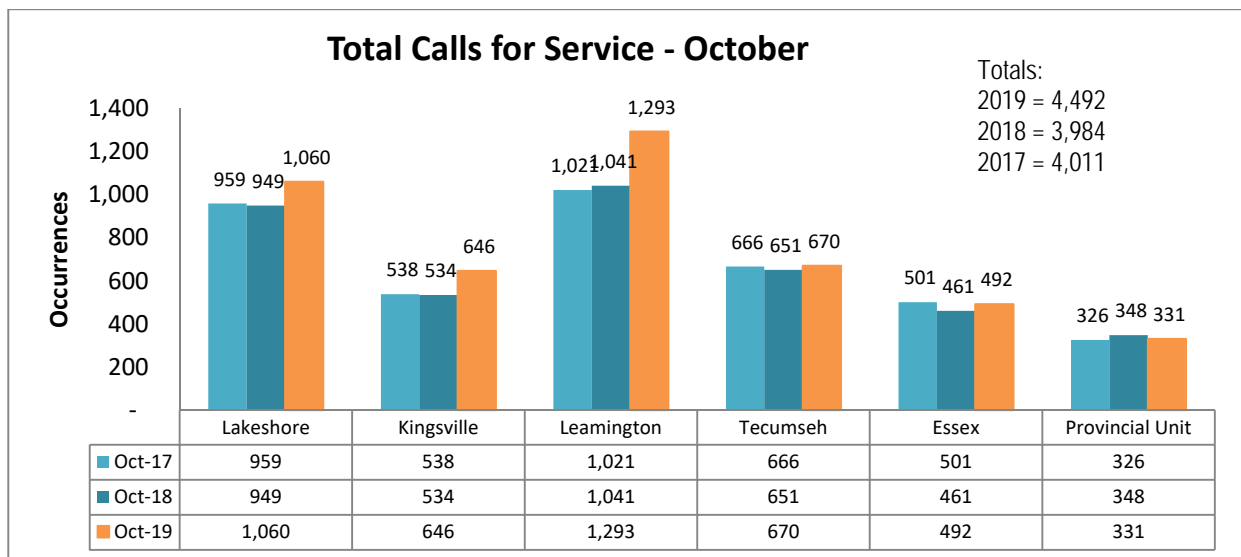


TECHNOLOGY



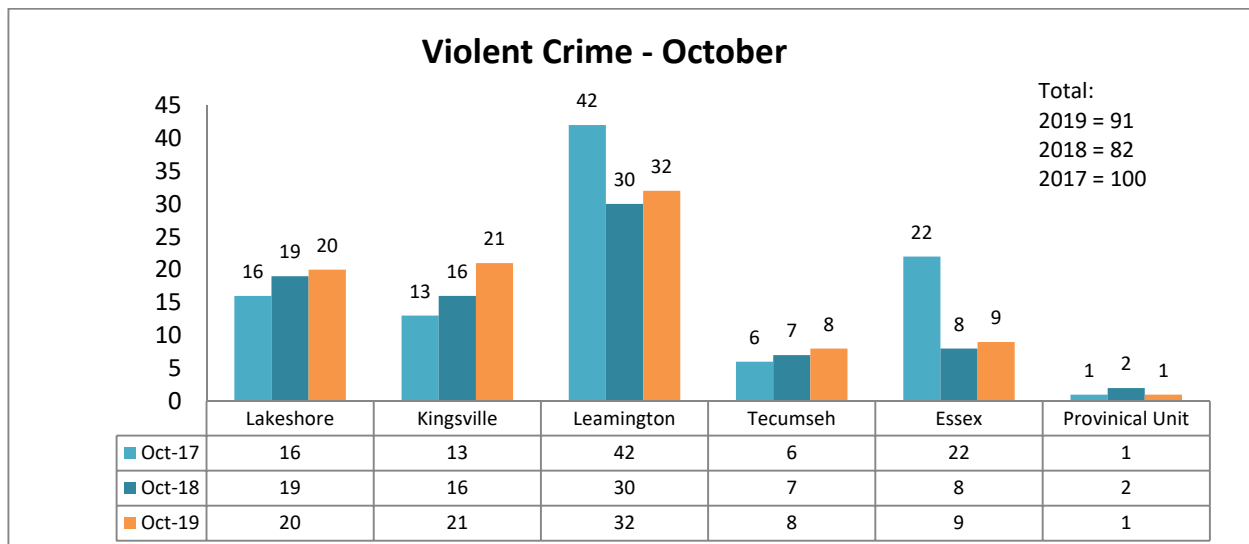


Calls for Service³



- **12.8% increase** in Calls for Service October 2019 vs October 2018 (Lakeshore +11.7%, Kingsville +21.0%, Leamington +24.2%, Tecumseh +2.9%, Essex +6.7%, Provincial Units -4.9%).
- YTD 2019 calls for service are 7.9% higher compared to YTD 2018

Violent Crime⁴



- A **11.0% increase** in violent crime October 2019 compared to October 2018. **Clearance Rate = 77.1%**
- Violent crime is 11.0% higher YTD 2019 (875 reports) compare to YTD 2018 (826 reports)

³ Data Derived from Niche RMS 12Nov2019 by Duty Icon

⁴ Data Derived from the BI Cube RMS 12Nov2019 Violent Crime.

ANALYTICS

HEALTHY WORKFORCE

LEADERSHIP

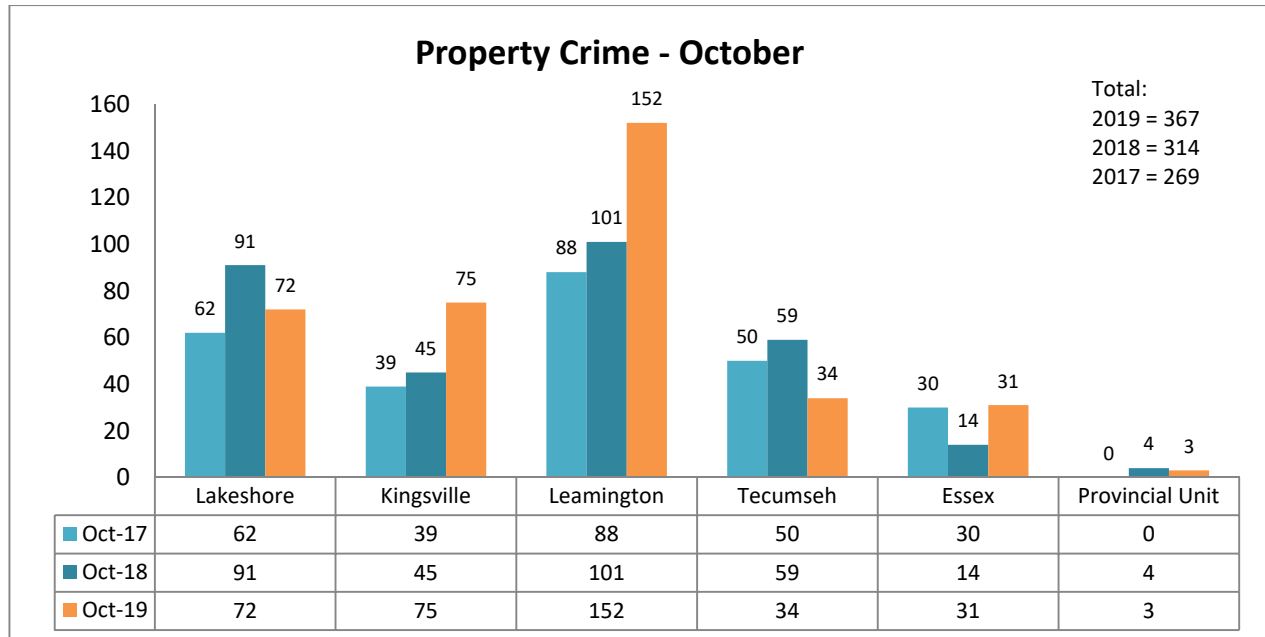
REINVESTMENT

TECHNOLOGY





Property Crime⁵



- A 16.9% increase in Property Crime October 2019 compared to October 2018. **Clearance Rate = 22.5%**
- Property Crime is trending 13.2% lower YTD 2019 (2,908 reports) compared to YTD 2018 (3,351 reports)

Drug Offences⁶

Contract Location	Oct-17	Oct-18	Oct-19
Lakeshore	2	3	0
Kingsville	3	0	1
Leamington	3	2	2
Tecumseh	1	2	0
Essex	1	2	1
Provincial Units	0	1	1
	10	10	5

- A 50% decrease in Drug Offences October 2019 compared to October 2018.
- Drug offences are trending 16.9% lower YTD 2019 (108 occurrences) compared to YTD 2018 (130 occurrences)

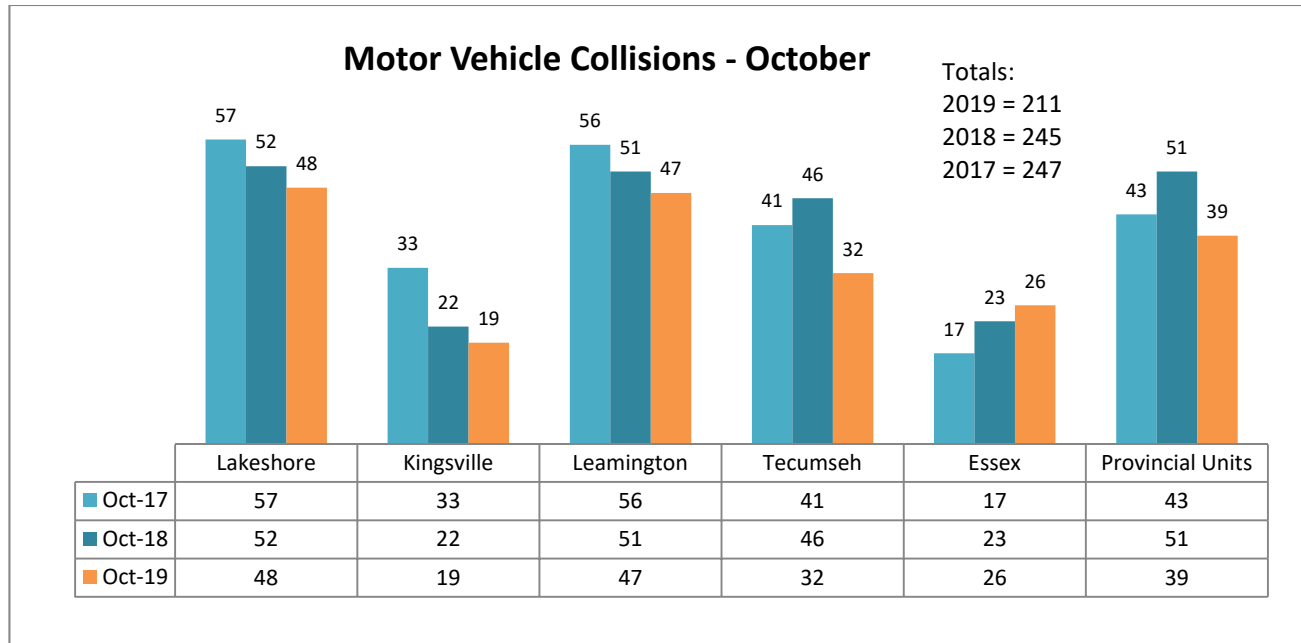
⁵ Data Derived from the BI Cube RMS 12Nov2019 Property Crime

⁶ Data Derived from BI Cube RMS 12Nov2019 Drug Offences





Motor Vehicle Collisions⁷



- A 13.5% decrease in MVCs October 2019 compared to October 2018.
- 29.4% of Collisions (62 in total) were diverted to the Collision Reporting Centre.
- Motor vehicle collisions are 7.4% lower YTD 2019 (2,248 reports) compared to YTD 2018 (2,428)

MVC Fatalities⁸

Year		Annual Data	Average
2016		14 collisions resulting in 15 deaths	1.25 deaths/ month
2017		21 collisions resulting in 24 deaths	2.00 deaths/ month
2018		11 collisions resulting in 13 deaths	1.08 deaths/ month
2019	<ul style="list-style-type: none"> • A 36 yr. old male was struck by a motor vehicle on Highway 401 • An 85 yr. old female in a wheelchair was struck by a vehicle that failed to stop for a red light. The suspect fled the scene but was later identified and charged • A 37 yr. old male died after striking a passing farm tractor and implement with his vehicle 	YTD 10 collisions have resulted in 12 deaths	1.20 deaths/month

⁷ Data Derived from the RMS 12Nov2019 Dispatch Occurrence Type MVC

⁸ Data Derived from eCRS 12Nov2019 Fatal Injury

ANALYTICS	HEALTHY WORKFORCE	LEADERSHIP	REINVESTMENT	TECHNOLOGY
-----------	-------------------	------------	--------------	------------





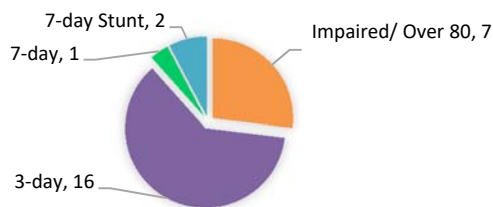
Impaired & Exceed Offences⁹

Location	Oct-17	Oct-18	Oct-19
Lakeshore	2	2	2
Kingsville	2	4	1
Leamington	0	2	3
Tecumseh	0	2	0
Essex	0	0	0
Provincial Unit	1	2	1
	5	12	7

- A 42% decrease in Impaired/Exceed offences in October 2019 compared to October 2018
- Impaired/Exceed offences are trending 31.3% higher YTD 2019 (105 events) compared to YTD 2018 (80 events)

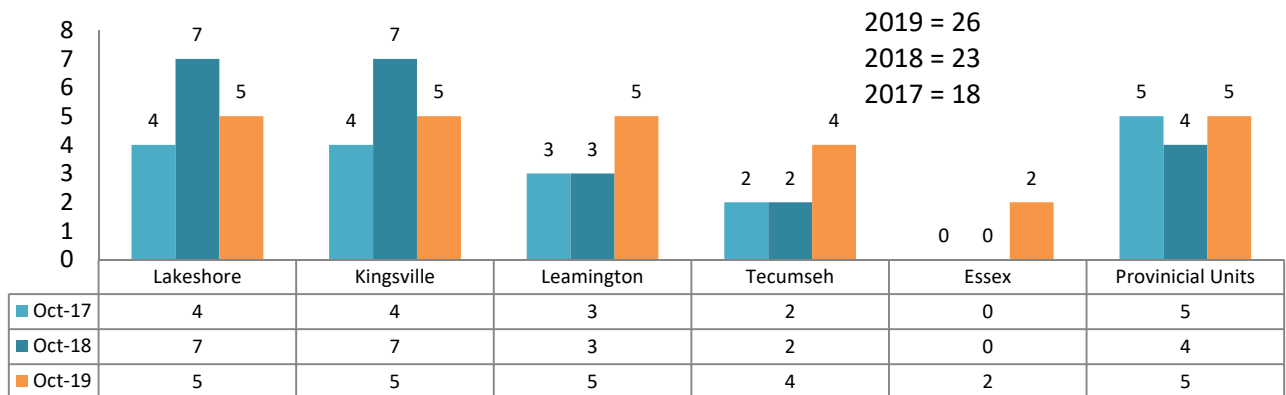
Administrative Drivers Licence Suspensions (ADLS)¹⁰

Driver's Licence Suspensions - October 2019



Total: 26

Drivers Licence Suspensions - October



- A 13% increase in ADLS suspensions in October 2019 compared to October 2018
- Drivers licence suspensions are 12% higher YTD 2019 (259 suspensions) compared to YTD 2018 (231 suspensions)

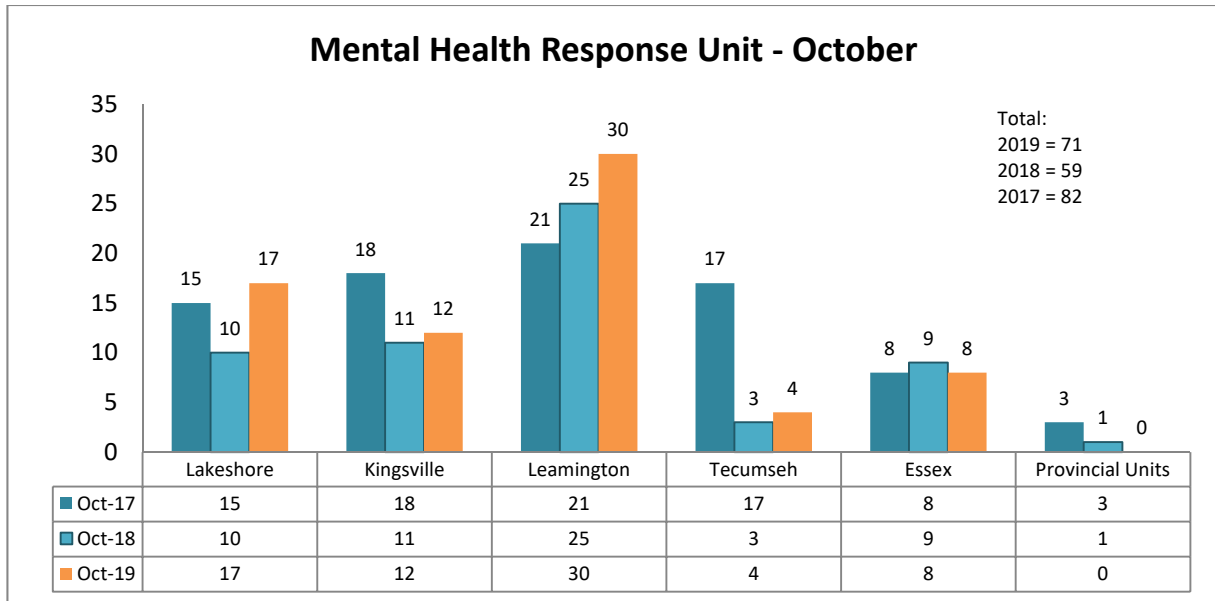
⁹ Data Derived from the RMS 08Nov2019 Alcohol (UCR 9210, 9220, 9230, 9240, 9250, 9925)

¹⁰ Data Derived from Niche RMS 08Nov2019 Suspensions (UCR 8881.001, 002, 004, 006, 0011) - 3/7/30-day warn range, 7-day Stunt



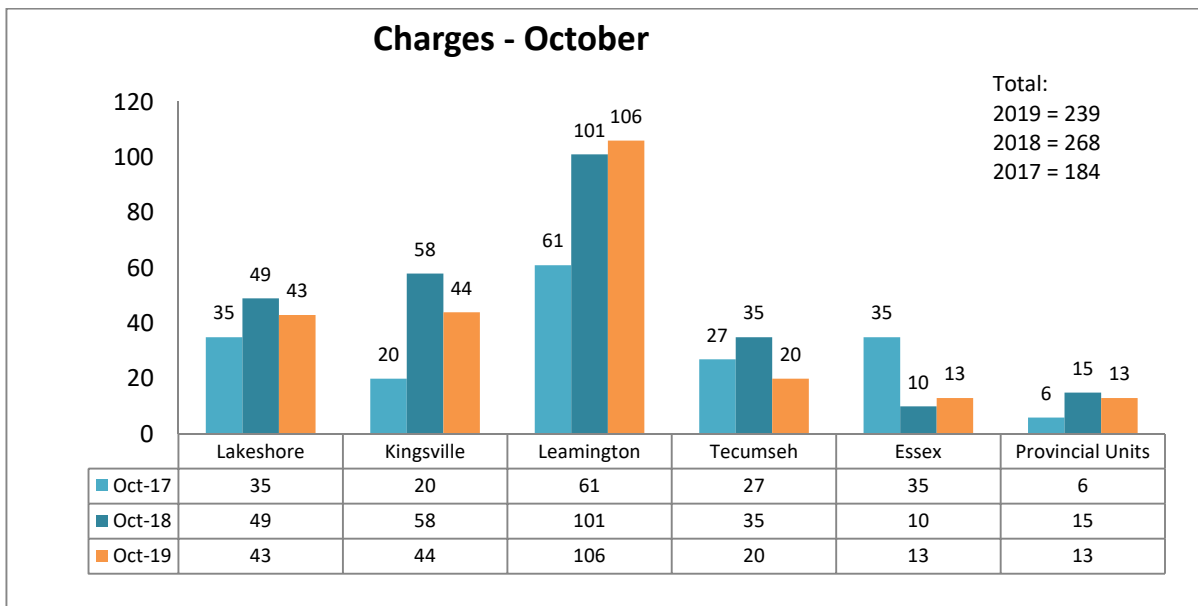


MHRU Calls for Service¹¹



- A 20.3% increase in MHRU calls in October 2019 compared to October 2017

Charges - CC, YCJA, CDSA¹²



- A 10.8% decrease in charges October 2019 compared to October 2018

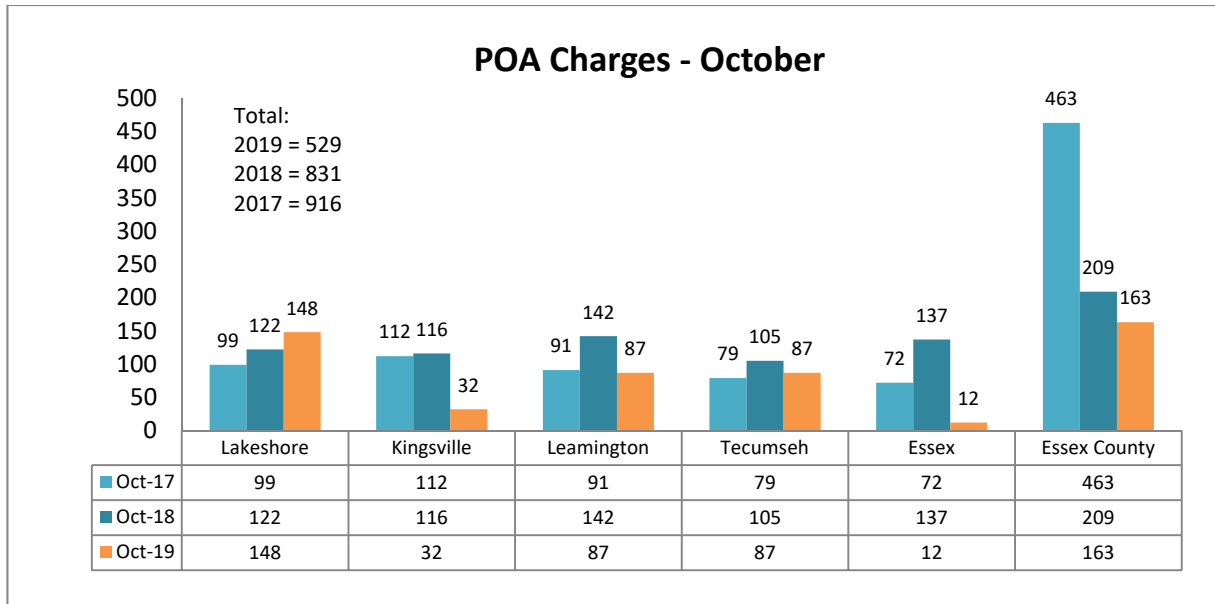
¹¹ Data Derived from Niche 06Nov2019 Officer/Unit: 6E00MHRU

¹² Data Derived from Niche – Saved Search – Charge by Date. 12Nov2019

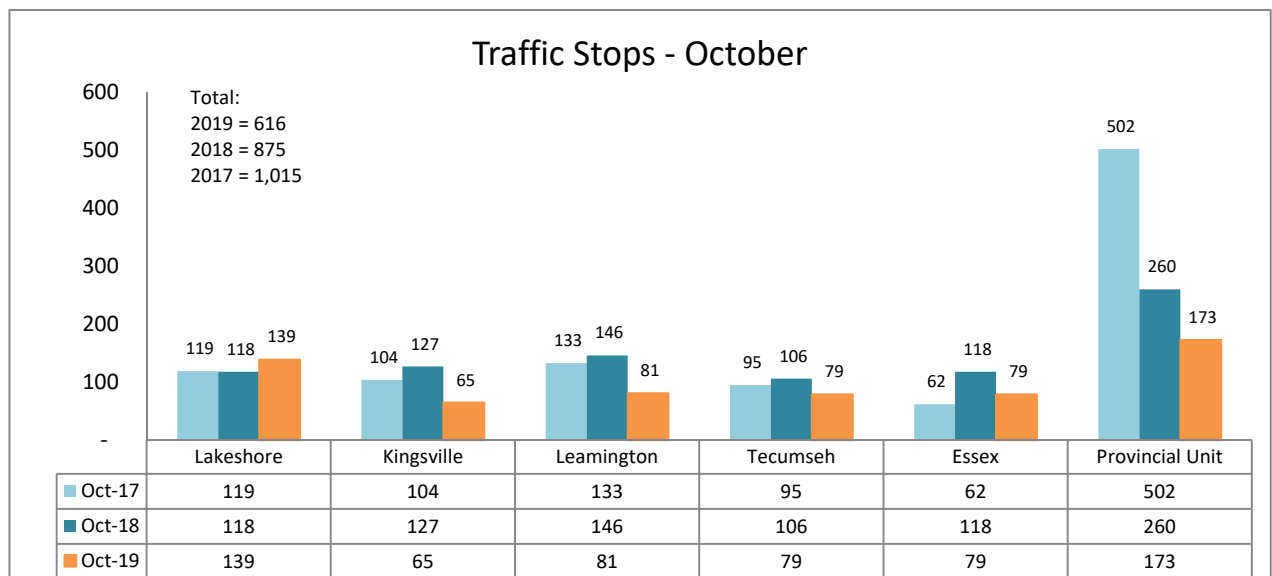




Provincial Offences¹³



- A **36.3% decrease** in provincial offences October 2019 compared to October 2018
- An average of **17.0 tickets/day** (down from 19 tickets/day previous month)
- POA charges are trending 10.9% lower YTD 2019 (6,695 tickets) compared to YTD 2018 (7,516 tickets)



- An **33.2% decrease** in recorded traffic stops in October 2019 compared to October 2018
- An average of **19.9 recorded vehicle stops per day** (down from 21.9 previous month)

¹³ Data Derived from Local Records 06Nov2019

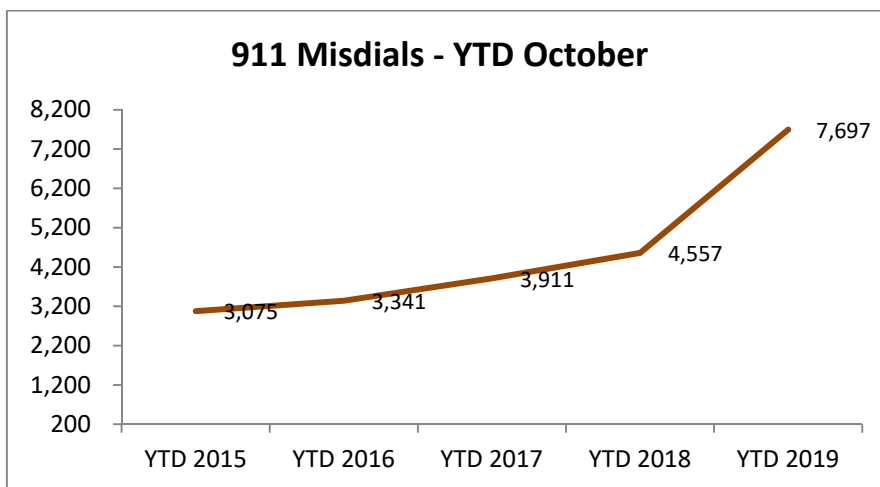




911 Misdial/Hang-up¹⁴

Lakeshore	Kingsville	Leamington	Tecumseh	Essex	Provincial Unit	TOTAL
182	156	266	142	71	21	838

- An **81.0% increase** in 911 Misdials October 2019 compared to October 2018 (375 calls)
- An average of **27.0 Misdial calls per day** compared to 30.7 calls per day in the previous month
- 911 Misdials are trending **68.9% higher YTD 2019** (7,697 calls) compared to YTD 2018 (4,557 calls)



¹⁴ Data Derived from Niche RMS by Occurrence Type 12Nov2019

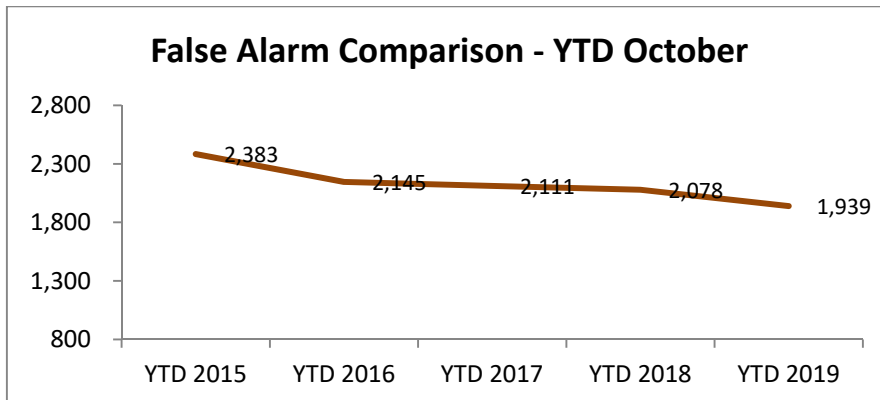




False Alarm¹⁵

Lakeshore	Kingsville	Leamington	Tecumseh	Essex	Provincial Unit	TOTAL
62	28	39	37	15	1	182

- A 13.3% decrease in False Alarms October 2019 to October 2018 (210 calls)
- An average of 5.9 false alarms per day (October 2019) compared to 6.3 per day in September 2019
- False alarms are trending 6.7% lower YTD 2019 (1,939 calls) compared to YTD 2018 (2,078 calls)



R.I.D.E.¹⁶

Pelee	Lakeshore	Kingsville	Leamington	Tecumseh	Essex	Provincial Unit
0	0	0	0	1	0	0

Auxiliary Service¹⁷

Lakeshore	Kingsville	Leamington	Tecumseh	Essex	Essex County	Total
100	90	93	86	126	30	525

¹⁵ Data Derived from Niche RMS by Occurrence Type 12Nov2019

¹⁶ Data Derived from Niche RMS Occurrence Type 12Nov2019

¹⁷ Data Derived from AIMS Activity Reporting 12Nov2019





Notable Investigations

Lakeshore	A 48 yr. old female from Windsor has been arrested and charged with multiple counts of Theft, Use Credit Card and Possession of stolen property after a crime spree involving more than 10 stolen vehicles and 40 reports of theft from unlocked vehicles in Lakeshore, Tecumseh, Kingsville and Essex over the past two months. Three males have been also charged for their role in these many of the offences. Countless other victims were affected but did not directly report the events to police.
	A young male has been charge with multiple counts of Uttering Threats and Criminal Harassment after a relationship ended. The male had been involved in numerous incidents and warned over the past year.
Kingsville	A vehicle stop on County Road 31 to check for sobriety resulted in two men from Markham being charged under the Cannabis Act for Possession Over 30g when they were found to have more than 900g.
Essex	Three men from Windsor and Lakeshore have been charged with Robbery Using a Firearm after a call to EMS reporting a male with a gunshot wound in the community of McGregor. All three were charged after a lengthy investigation in which one of the males was additionally charged with Disguise with Intent, Pointing a Firearm and Discharge a Firearm Into or at a Place.
Tecumseh	A 66 yr. old male has been charged with 4 counts of Careless Storage of a Firearm and 1 count of Careless Storage of Ammunition resulting from a separate police investigation.
Multiple	A 48 yr. old female from Windsor has been arrested and charged with multiple counts of Theft, Use Credit Card and Possession of stolen property after a crime spree involving more than 10 stolen vehicles and 40 reports of theft from unlocked vehicles in Lakeshore, Kingsville and Essex over the past two months. Three males, also from Windsor, have been also charged for their participation in these offences.
Leamington	With the help of the public and a lengthy investigation, officers have identified, arrested and charged a 23 yr. old male with Fail to Stop at an Accident, Causing Death after striking an 85 year old woman in a wheelchair as she crossed a controlled intersection and fleeing the scene. The female passed away in hospital as a result of her injuries. A company vehicle has been seized as evidence.
	A 33 yr. old male from Leamington has been charged with Arson – Disregard for Human Life after setting fire to a multi-unit residence on Queens Avenue. The office of the Ontario Fire Marshall assisted in the investigation and deemed the sole ignition source was an open flame which was started in the attic area.

ANALYTICS

HEALTHY WORKFORCE

LEADERSHIP

REINVESTMENT

TECHNOLOGY

