



Police Services Board Monthly Overview NOVEMBER 2019



Disclaimer: No part of this document is to be reproduced or distributed without the expressed written permission of the Ontario Provincial Police. This document has been prepared based on internally developed data sources. All Data is a snapshot in time and may differ from other record sources. All data is captured from BI CUBE and Niche RMS unless otherwise stated.



TABLE OF CONTENTS

Detachment Focus and Priorities	2
Top Calls for Service	3-4
Calls for Service Comparison	5
Violent Crime	5
Property Crime	6
Drug Offences	6
Motor Vehicle Collisions	7
Impaired / Exceed Offences.....	8
Driver's License Suspensions	8
MHRU Calls	9
Criminal Code, CDSA, YCJA Charges	10
Provincial Offences & Traffic Stops.....	11
911 Misdial	12
False Alarms	13
R.I.D.E.	13
Auxiliary Service	13
Notable Investigations	14

Prepared by:

D/Constable Pauline Brockman #12632

Essex County Detachment

Ontario Provincial Police

Office: 519.723-2493, Ext. 5512

Pauline.Brockman@opp.ca

ANALYTICS



HEALTHY WORKFORCE



LEADERSHIP



REINVESTMENT



TECHNOLOGY





Detachment Focus and Priorities

FOCUS

The focus of the next three years for our detachment will be:

- Sexual Violence and Harassment
- Big Four - Distracted Driving, Aggressive Driving, Impaired Driving, and Lack of Safety Restraint use
- Youth At-Risk
- Drug/Substance Abuse
- Human Trafficking

PRIORITIES

The OPP's action planning process ensures compliance with the Adequacy and Effectiveness of Police Services Regulation (Adequacy Standards) filed as O. Reg. 3/99 in 1999.

Through assessment, analysis and consultation, the following priorities were identified under three categories: crime, traffic and other policing. The priorities reflect provincial and regional issues. Subsequent local analysis and consultation will further identify the specific areas of focus for this region. Priorities will be addressed by effective management strategies combining engagement, education and enforcement. Operationalized within the construct of Ontario's Mobilization and Engagement Model of Community Policing the noted strategies coupled with each of our Communities unique initiatives will provide the foundation for sustainable community safety and reduce victimization.

CRIME	TRAFFIC	OTHER POLICING PRIORITIES
**Violent Crime: Robbery and other crimes against persons including Domestic Violence.	Influence driver behaviour to reduce the frequency of collisions leading to personal injuries and death on our roadways, waterways and trails.	<i>Continue collaborating for an enhanced police response to persons experiencing a mental health crisis</i>
Property Crime <ul style="list-style-type: none">○ Break and enter○ Mischief Illicit Drugs (including Opioids) Cyber Crime		<i>Partner to reduce the impact/risk/frequency of false alarms and 911 pocket dials</i>

ANALYTICS

HEALTHY WORKFORCE

LEADERSHIP

REINVESTMENT

TECHNOLOGY



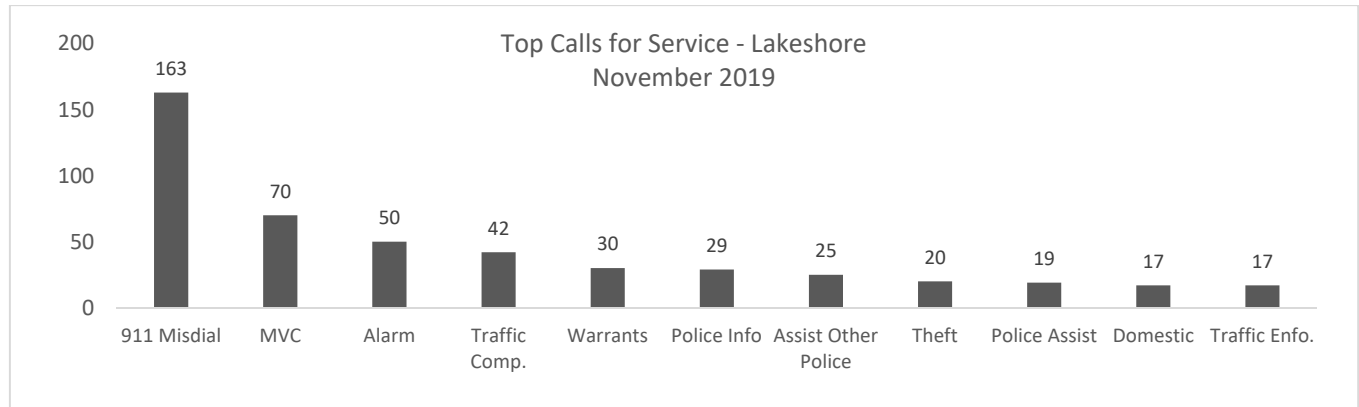


Top Calls for Service ¹

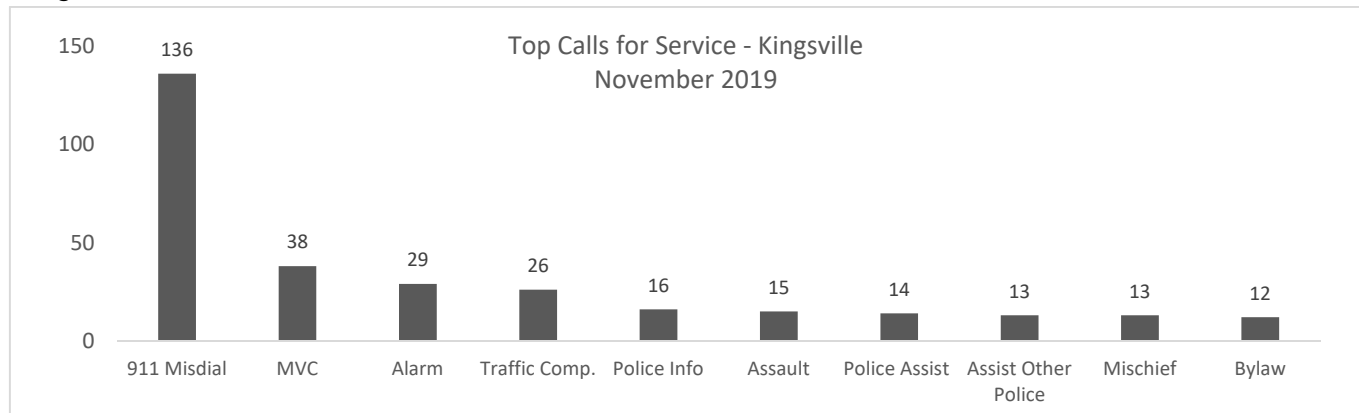
Pelee Island

- 4 calls (911 Misdial x2, Police Assist, Property Related)


Lakeshore



Kingsville



Leamington



¹ Data Derived from Niche 06Dec2019 Occurrence Type by Duty Icon

ANALYTICS



HEALTHY WORKFORCE



LEADERSHIP



REINVESTMENT



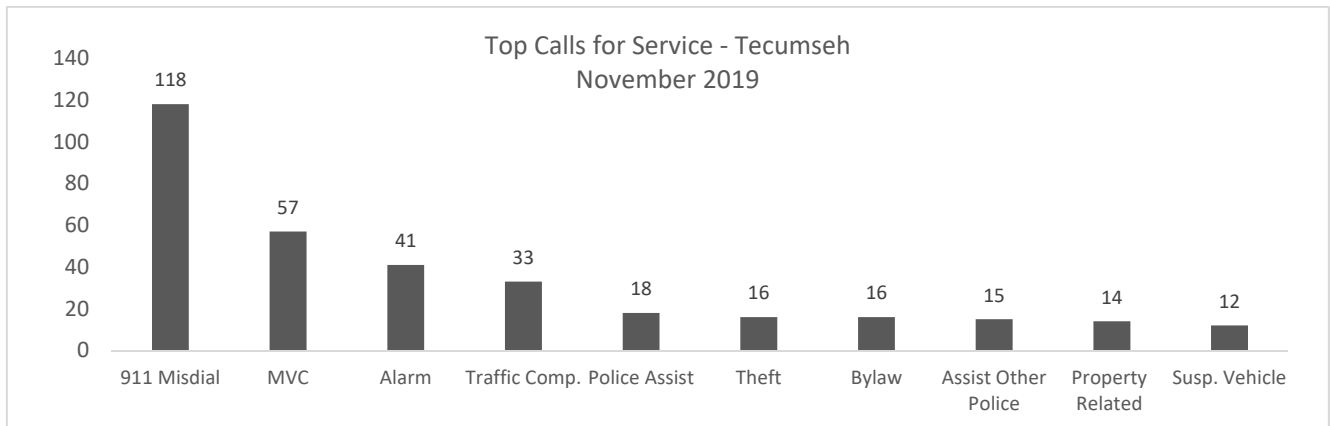
TECHNOLOGY



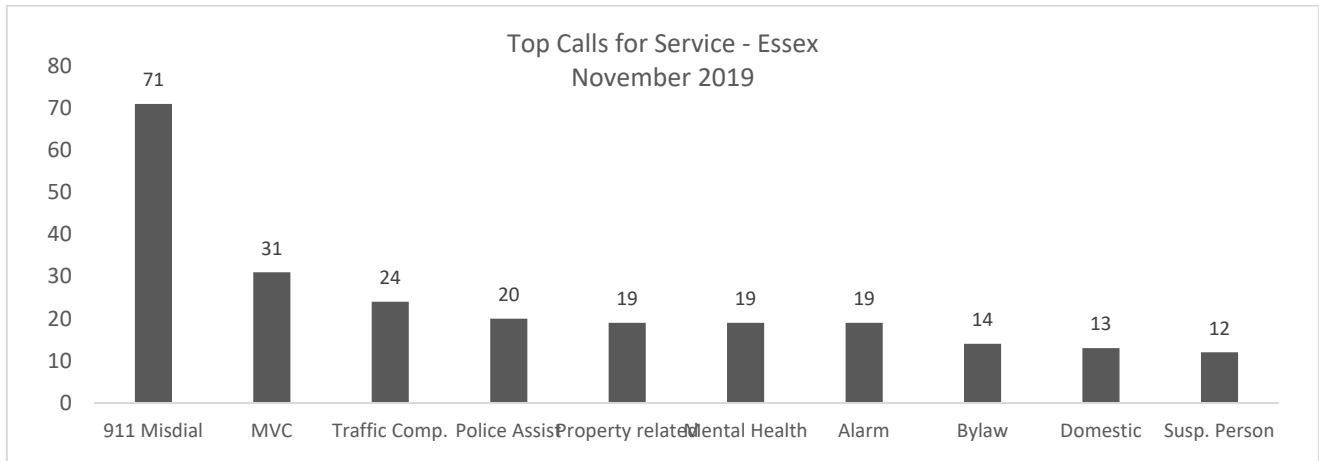


Top Calls for Service²

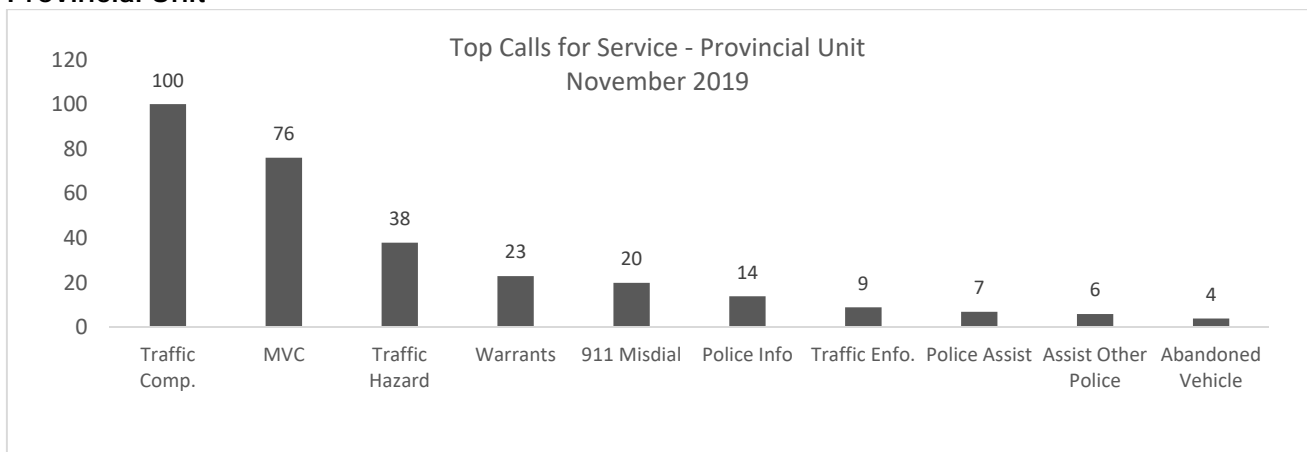
Tecumseh



Essex



Provincial Unit



² Data Derived from Niche 06Dec2019 Occurrence Type by Duty Icon

ANALYTICS

HEALTHY WORKFORCE

LEADERSHIP

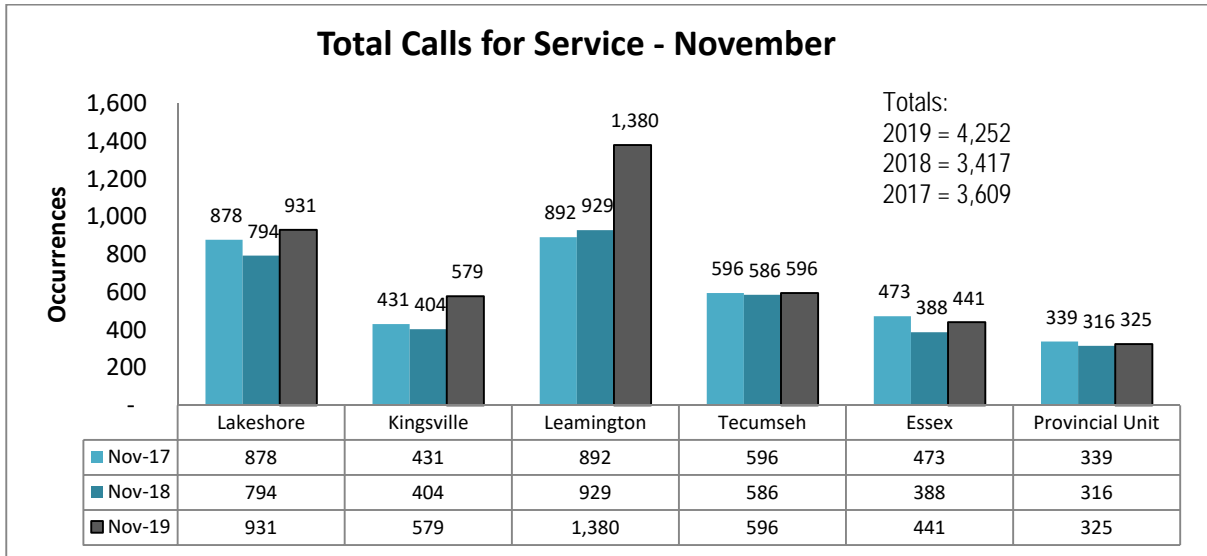
REINVESTMENT

TECHNOLOGY



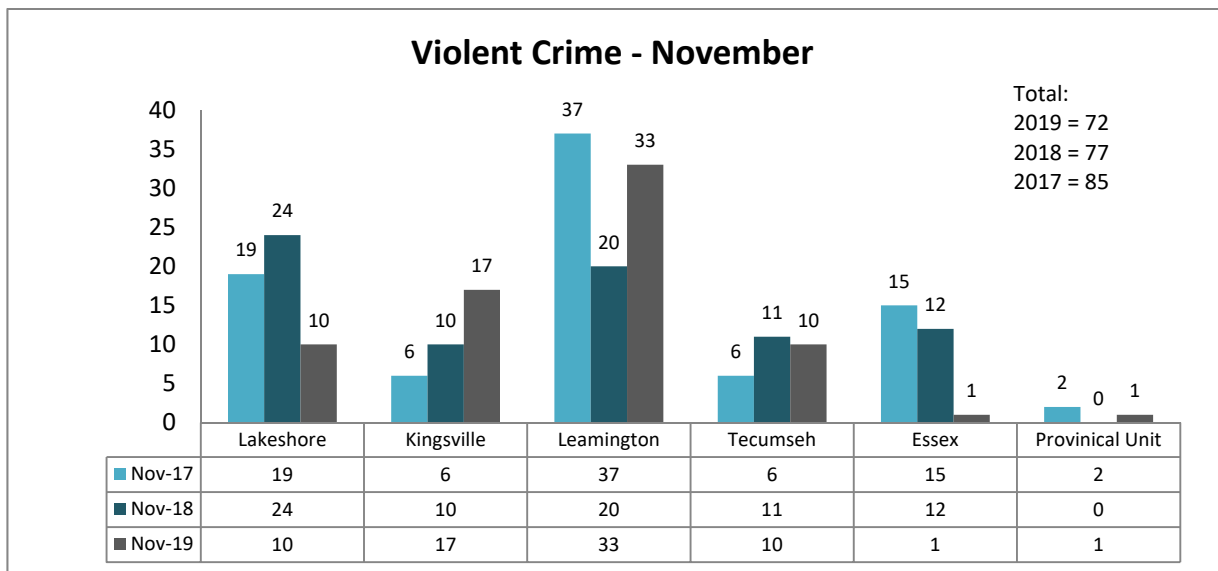


Calls for Service³



- **24.4% increase** in Calls for Service November 2019 vs November 2018 (Lakeshore +17.3%, Kingsville +43.3%, Leamington +48.5%, Tecumseh +1.7%, Essex +13.7%, Provincial Units 2.8%).
- YTD 2019 calls for service are 9.2% higher compared to YTD 2018

Violent Crime⁴



- A **6.5% decrease** in violent crime November 2019 compared to November 2018. **Clearance Rate = 57.4%**
- Violent crime is 2.5% higher YTD 2019 (947 reports) compare to YTD 2018 (903 reports)

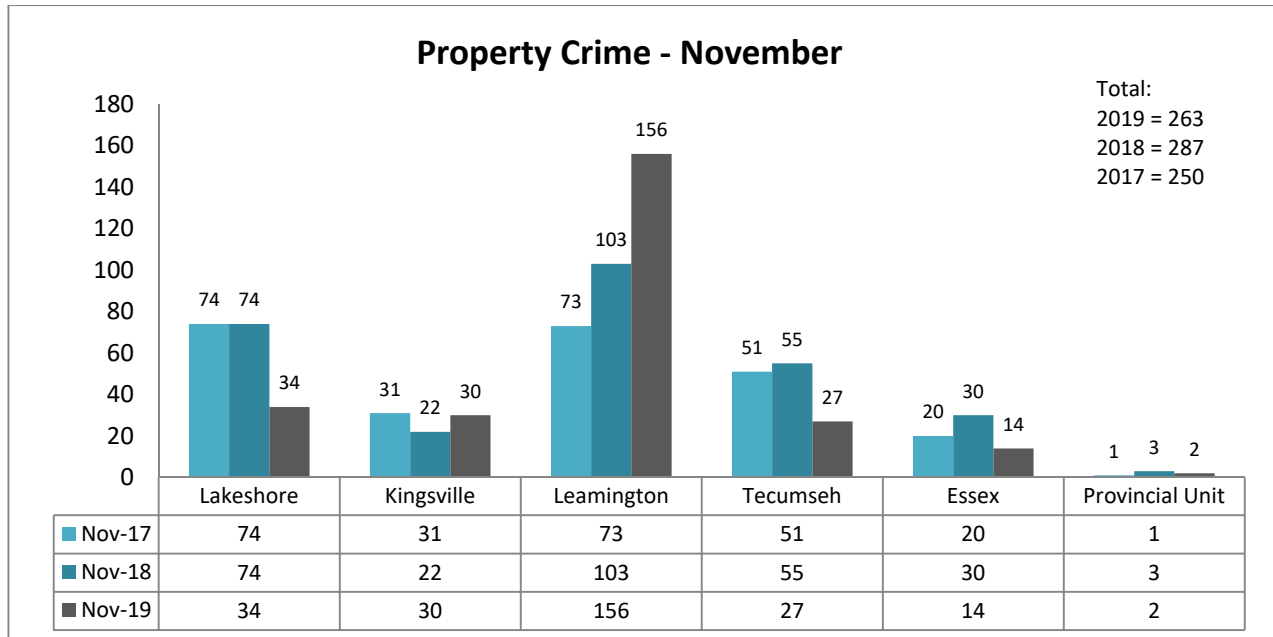
³ Data Derived from Niche RMS 07Dec2019 by Duty Icon

⁴ Data Derived from the BI Cube RMS 07Dec2019 Violent Crime.





Property Crime⁵



- An 8.4% decrease in Property Crime November 2019 compared to November 2018. **Clearance Rate = 15.5%**
- Property Crime is 12.8% lower YTD 2019 (3,171 reports) compared to YTD 2018 (3,638 reports)

Drug Offences⁶

Contract Location	Nov-17	Nov-18	Nov-19
Lakeshore	5	1	0
Kingsville	3	1	0
Leamington	11	1	10
Tecumseh	2	0	2
Essex	4	4	0
Provincial Units	1	2	0
	26	9	12

- A 33% increase in Drug Offences November 2019 compared to November 2018.
- Drug offences are 10.8% lower YTD 2019 (124 occurrences) compared to YTD 2018 (139 occurrences)

⁵ Data Derived from the BI Cube RMS 07Dec2019 Property Crime

⁶ Data Derived from BI Cube RMS 07Dec2019 Drug Offences





Motor Vehicle Collisions⁷

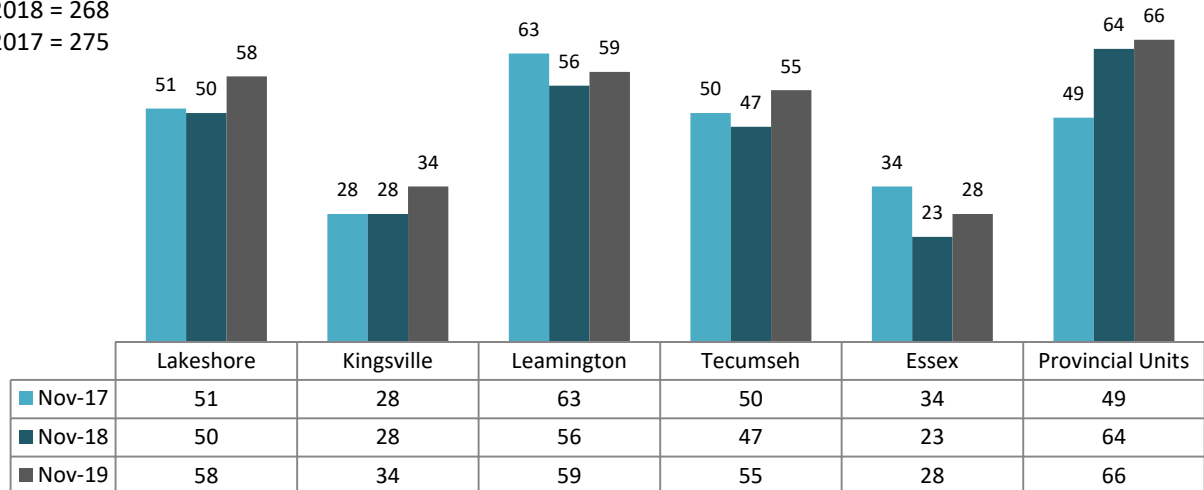
Totals:

2019 = 304

2018 = 268

2017 = 275

Motor Vehicle Collisions - November



- A 12.6% increase in MVCs November 2019 compared to November 2018.
- 6.6% of those collisions (20 in total) were diverted to the Collision Reporting Centre.
- Motor vehicle collisions are 5.0% lower YTD 2019 (2,563 reports) compared to YTD 2018 (2,698)

MVC Fatalities⁸

Year		Annual Data	Average
2016		14 collisions resulting in 15 deaths	1.25 deaths/ month
2017		21 collisions resulting in 24 deaths	2.00 deaths/ month
2018		11 collisions resulting in 13 deaths	1.08 deaths/ month
2019	<ul style="list-style-type: none">• A vehicle was located submerged in water. The 53 yr. old female driver passed away after having slid off the roadway (Lakeshore)	YTD 11 collisions have resulted in 13 deaths	1.18 deaths/month

⁷ Data Derived from the RMS 08Dec2019 Dispatch Occurrence Type MVC

⁸ Data Derived from eCRS 08Dec2019 Fatal Injury

ANALYTICS

HEALTHY WORKFORCE

LEADERSHIP

REINVESTMENT

TECHNOLOGY



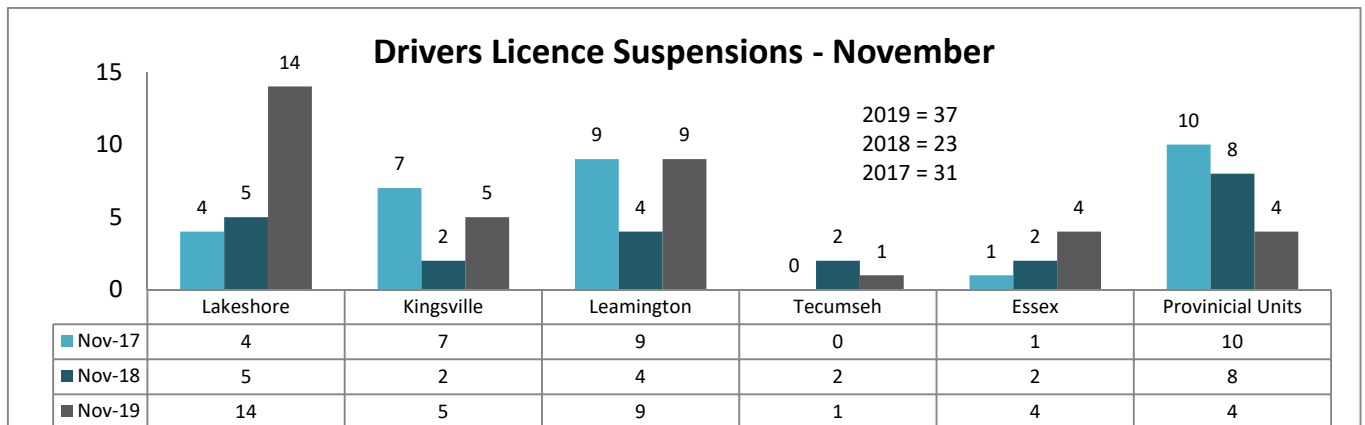
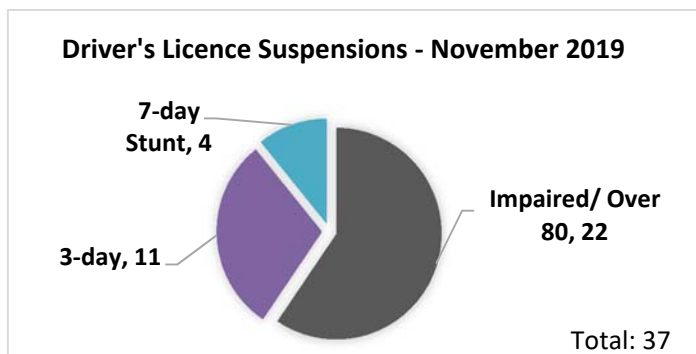


Impaired & Exceed Offences⁹

Location	Nov-17	Nov-18	Nov-19
Lakeshore	1	3	9
Kingsville	1	2	2
Leamington	3	2	6
Tecumseh	0	1	1
Essex	0	1	1
Provincial Unit	2	2	3
	7	11	22

- A 100% increase in Impaired/Exceed offences in November 2019 compared to November 2018
- Impaired/Exceed offences are 37.4% higher YTD 2019 (125 events) compared to YTD 2018 (91 events)

Administrative Drivers Licence Suspensions (ADLS)¹⁰



- A 61% increase in ADLS suspensions in November 2019 compared to October 2018
- Drivers licence suspensions are 16.7% higher YTD 2019 (300 suspensions) compared to YTD 2018 (257)

⁹ Data Derived from the RMS 08Dec2019 Alcohol (UCR 9210, 9220, 9230, 9240, 9250, 9925)

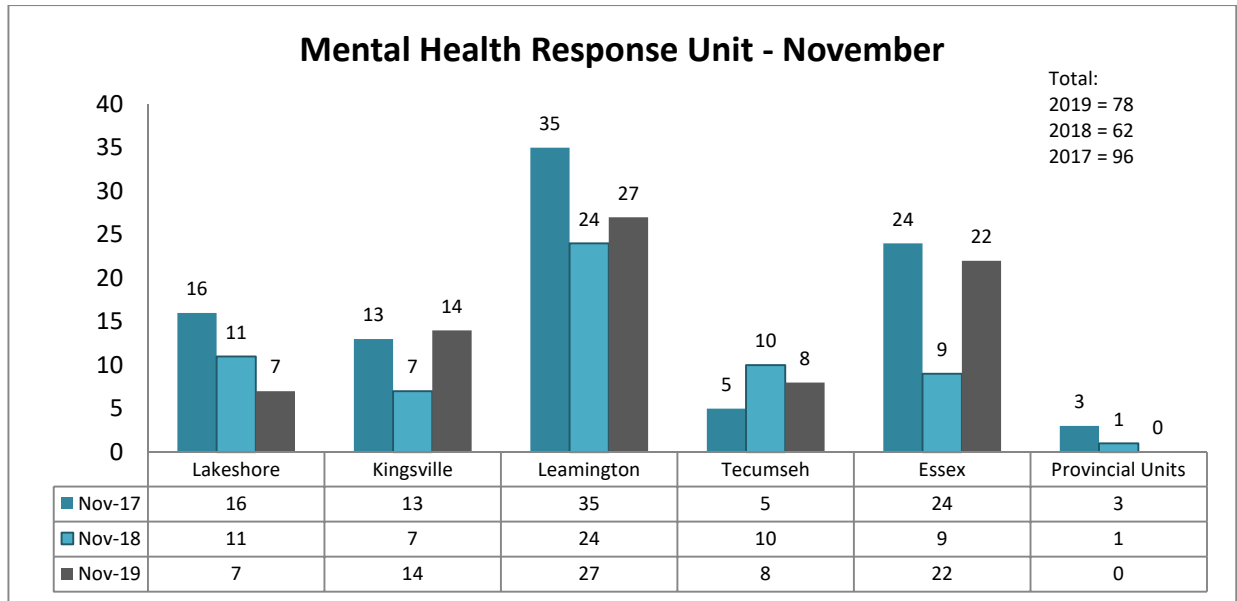
¹⁰ Data Derived from Niche RMS 08Dec2019 Suspensions (UCR 8881.001, 002, 004, 006, 0011) - 3/7/30-day warn range, 7-day Stunt

ANALYTICS	HEALTHY WORKFORCE	LEADERSHIP	REINVESTMENT	TECHNOLOGY
-----------	-------------------	------------	--------------	------------



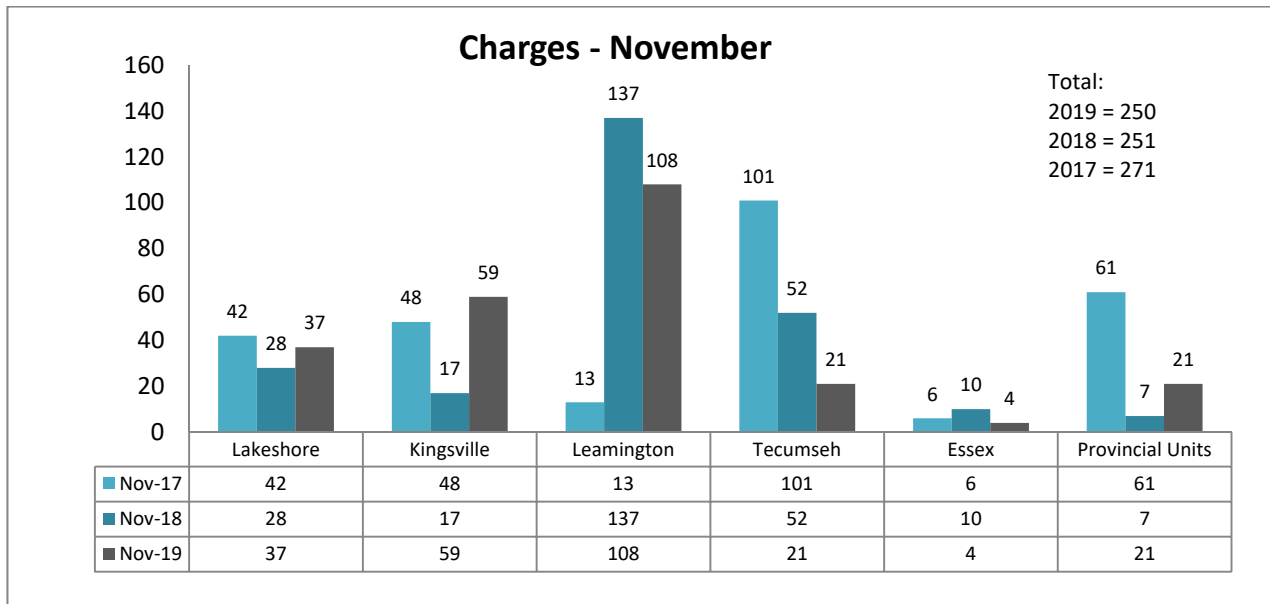


MHRU Calls for Service¹¹



- A 25.8% increase in MHRU calls in November 2019 compared to November 2017

Charges - CC, YCJA, CDSA¹²



- Charges in November 2019 are similar to charges in November 2018

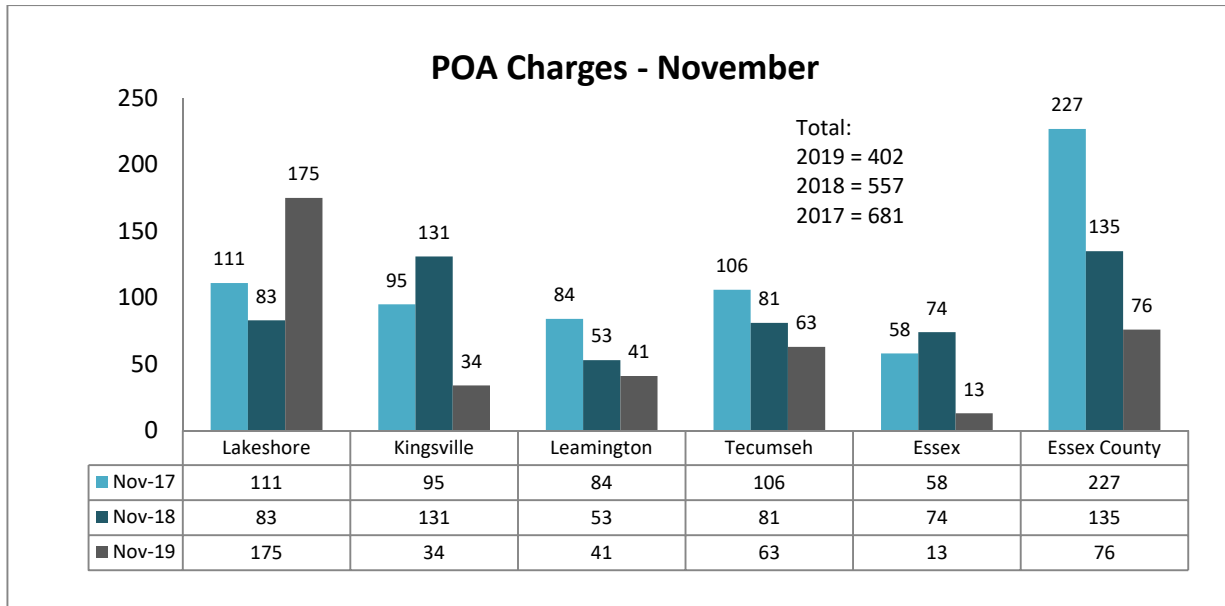
¹¹ Data Derived from Niche 08Dec2019 Officer/Unit: 6E00MHRU

¹² Data Derived from Niche – Saved Search – Charge by Date. 08Dec2019

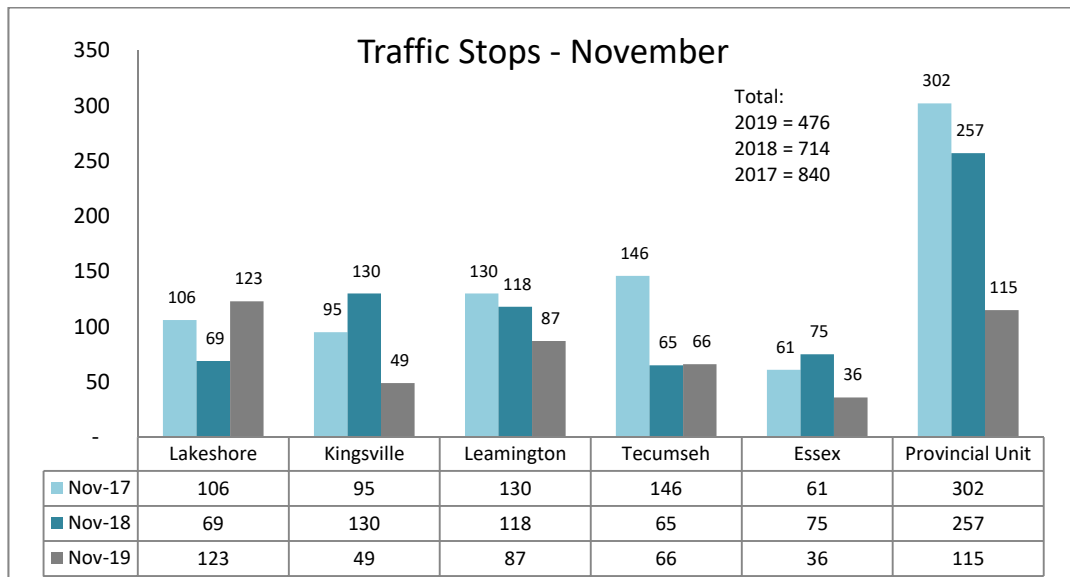




Provincial Offences¹³



- A **27.8% decrease** in provincial offences November 2019 compared to November 2018
- An average of **13.4 tickets/day** (down from 17 tickets/day previous month)
- POA charges are 12.1% lower YTD 2019 (7,097 tickets) compared to YTD 2018 (8,073 tickets)



- An **33.2% decrease** in recorded traffic stops in November 2019 compared to November 2018
- An average of **15.9 recorded vehicle stops per day** (down from 19.9 previous month)

¹³ Data Derived from Local Records 07Dec2019

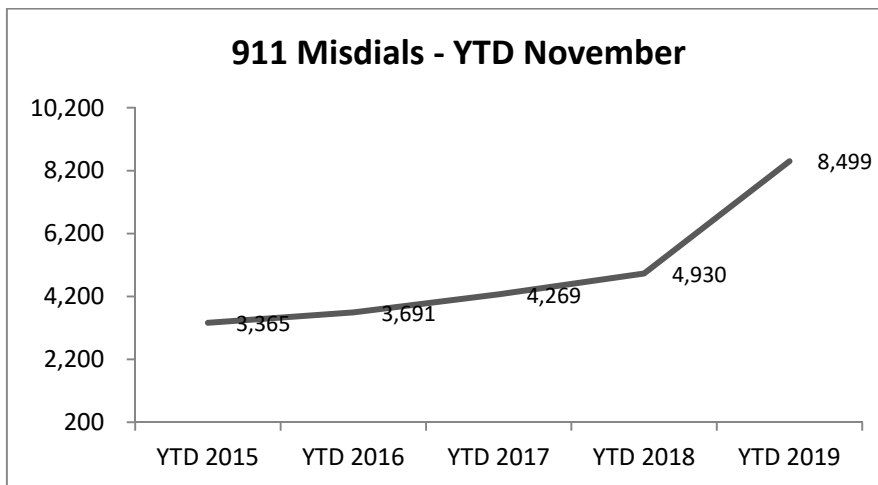




911 Misdial/Hang-up¹⁴

Lakeshore	Kingsville	Leamington	Tecumseh	Essex	Provincial Unit	TOTAL
163	136	287	118	71	20	795

- A 113.1% increase in 911 Misdials November 2019 compared to November 2018 (373 calls)
- An average of 26.5 Misdial calls per day, compared to 27.0 calls per day in the previous month
- 911 Misdials are 72.4% higher YTD 2019 (8,499 calls) compared to YTD 2018 (4,930 calls)



¹⁴ Data Derived from Niche RMS by Occurrence Type 08Dec2019

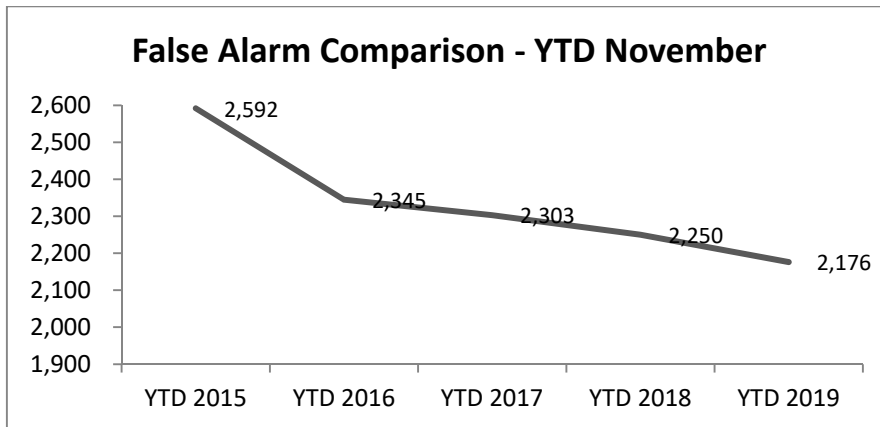




False Alarm¹⁵

Lakeshore	Kingsville	Leamington	Tecumseh	Essex	Provincial Unit	TOTAL
50	29	56	41	19	0	195

- A **13.4% decrease** in False Alarms November 2019 to November 2018 (172 calls)
- An average of **6.5 false alarms per day** (November 2019) compared to 5.9 per day the previous month
- False alarms are 3.3% lower YTD 2019 (2,176 calls) compared to YTD 2018 (2,250 calls)



R.I.D.E.¹⁶

Lakeshore	Kingsville	Leamington	Tecumseh	Essex	Provincial Unit	Total
6	5	5	10	9	1	36

Auxiliary Service¹⁷

Lakeshore	Kingsville	Leamington	Tecumseh	Essex	Essex County	Total
62	69	83	67	83	83	446

¹⁵ Data Derived from Niche RMS by Occurrence Type 08Dec2019

¹⁶ Data Derived from Niche RMS Occurrence Type 08Dec2019

¹⁷ Data Derived from AIMS Activity Reporting 08Dec2019





Notable Investigations

Lakeshore	A young adult was stabbed with an edged weapon and robbed of cash at his residence. An extensive investigation remains ongoing across jurisdictions.
	K9 Maximus assisted in the search of a suicidal male that overdosed on fentanyl and left his residence on foot. K9 and ERT members located the male in a field where he was transported to hospital.
Kingsville	Two males from Windsor were charged with Possess Property Obtained by Crime x3, Use Credit Card x4 and Fail to Comply with Probation Order x3 after a rash of thefts from motor vehicles
	A 37 yr. old male from Windsor has been arrested and charged with Theft Under after having attended two different gas stations and stole trays of lottery tickets valued at more than \$700.
Essex	After a lengthy investigation, three males have been charged after a September robbery in which a male sustained a gunshot wound. The victim, and two other associates were charged with Robbery using a Firearm, Public Mischief, and Possession of a Weapon Dangerous. One male was additionally charged with Disguise with Intent, Fail to Comply, Pointing a Firearm and Discharge a Firearm while the other was additionally charged with Possession of Cocaine.
Tecumseh	Officers responded to a 911 call with an invalid callback number, in which the caller sounded like they were having a hard time talking. A history search was used to locate a possible address. Officers attended and breached the door to find an 89 yr. old male in medical distress.
	Officers responded to an unwanted person call at a local fast food restaurant. A 37 yr. old female was located in the washroom in possession of suspected purple fentanyl. She was transported to hospital as a precaution and released on a Promise to Appear for Possession of a Schedule I Substance. The female was then turned over to Windsor Police to execute their own arrest warrant.
	Members of the Community Street Crime Unit continue to investigate a robbery at Subway in which employees were locked in the freezer and a quantity of cash stolen.
Leamington	Two separate search warrants were executed on Mill St E and Talbot St E. During the first warrant, 3 males and 1 female were arrested for Trafficking Cocaine. A quantity of cocaine, cash and evidence of trafficking was seized. During the second warrant, K9 Maximus additionally located crystal meth in a boot under a night stand. The female occupant was charged with Trafficking Cocaine and Possession of Crystal Meth.
	Officers responded to a report of a suspicious male going house-to-house and rummaging through vehicles. The 25 yr. old male was located and charged with Theft, Possession of Break In Instruments, Possession of Property Obtained by Crime, Fail to Comply with Probation Order and Trespass at Night. This same male was charged with B&E/Theft for two other events in August 2019.

ANALYTICS

HEALTHY WORKFORCE

LEADERSHIP

REINVESTMENT

TECHNOLOGY

