

JULY 2023

Police Services Board Monthly Overview



Disclaimer: No part of this document is to be reproduced or distributed without the expressed written permission of the Ontario Provincial Police. This document has been prepared on internally developed data sources. All data is a snapshot in time and may differ from other recorded sources.



TABLE OF CONTENTS

Detachment Focus and Priorities	2
Top Calls for Service	3-4
Calls for Service Comparison	5
Violent Crime	6
Property Crime	7
Motor Vehicle Collisions.....	8
Impaired / Exceed Offences.....	8
Driver's License Suspensions	8
Criminal Code Charges	9
Drug Offences.....	9
Provincial Offences & Traffic Stops.....	10
Mental Health Response Unit	11
911 Misdiagnosis	12
False Alarms	12
R.I.D.E.	12
Foot Patrol Hours	12
Auxiliary Service	12
Notable Investigations	13

Prepared by:

P. Brockman #12632
Essex County Detachment
Ontario Provincial Police
Pauline.Brockman@opp.ca



Detachment Focus and Priorities

The OPP's action planning process ensures compliance with the Adequacy and Effectiveness of Police Services Regulation (Adequacy Standards) filed as O. Reg. 3/99 in 1999.

Through assessment, analysis and consultation, the following areas of focus were identified for the next three years (2020 – 2022) in Essex County:

Crime:

- Reduce victimization from instances of sexual violence
- Address & prevent property crime
- Address & prevent illicit drug crime
- Support victims of domestic abuse
- Address the proliferation of illegal grow operations

Traffic:

- Year-round focus on causal factors of motor vehicle collisions with a focus on (Big 4) Aggressive Driving, Impaired Driving, Distracted Driving and Use of Seatbelts
- Marine enforcement and security on local waterways
- Streamline collision reporting

Other Policing Priorities:

- Develop transfer of care protocols with healthcare facilities
- Identify co-response solutions for non-police-related demands for service




Top Calls for Service ¹

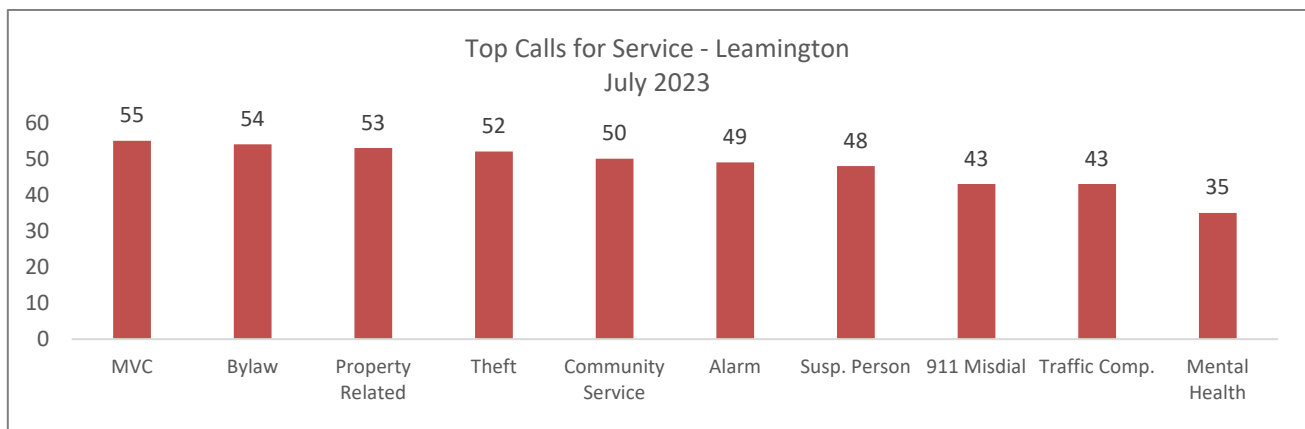
Lakeshore



Kingsville



Leamington

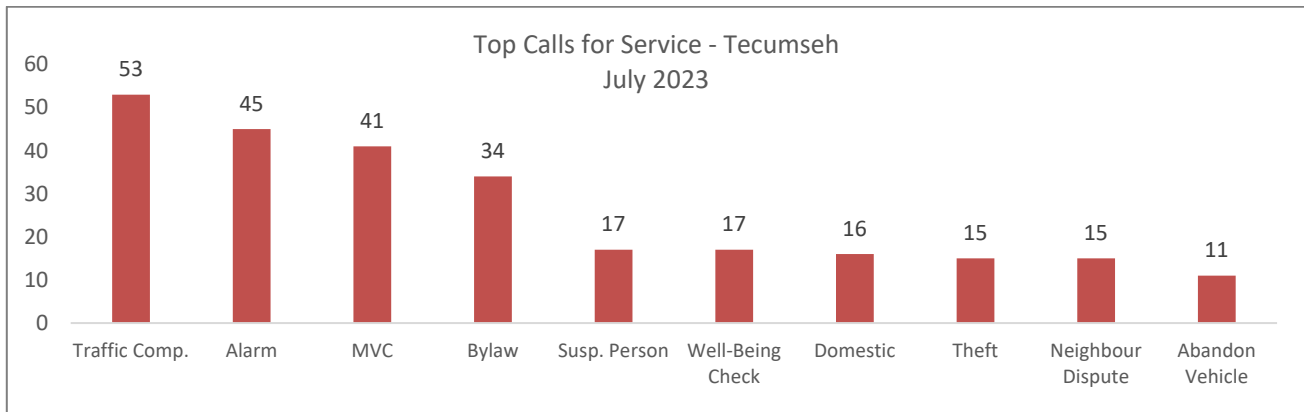


¹ Data Derived from Niche 07Aug2023 Occurrence Type by Duty Icon



Top Calls for Service²


Tecumseh



Essex



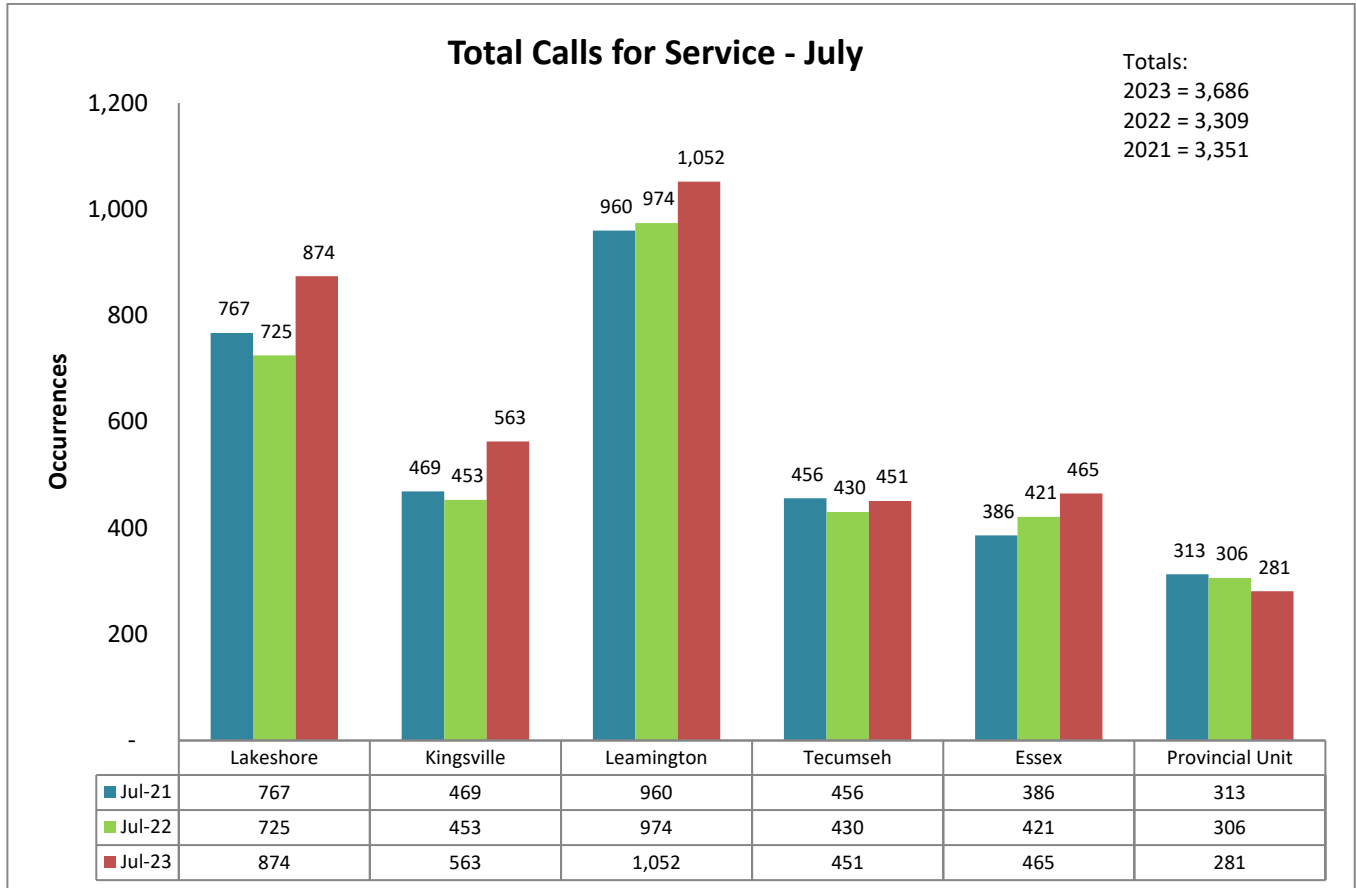
Provincial Units



² Data Derived from Niche 07Aug2023 Occurrence Type by Duty Icon



Calls for Service³

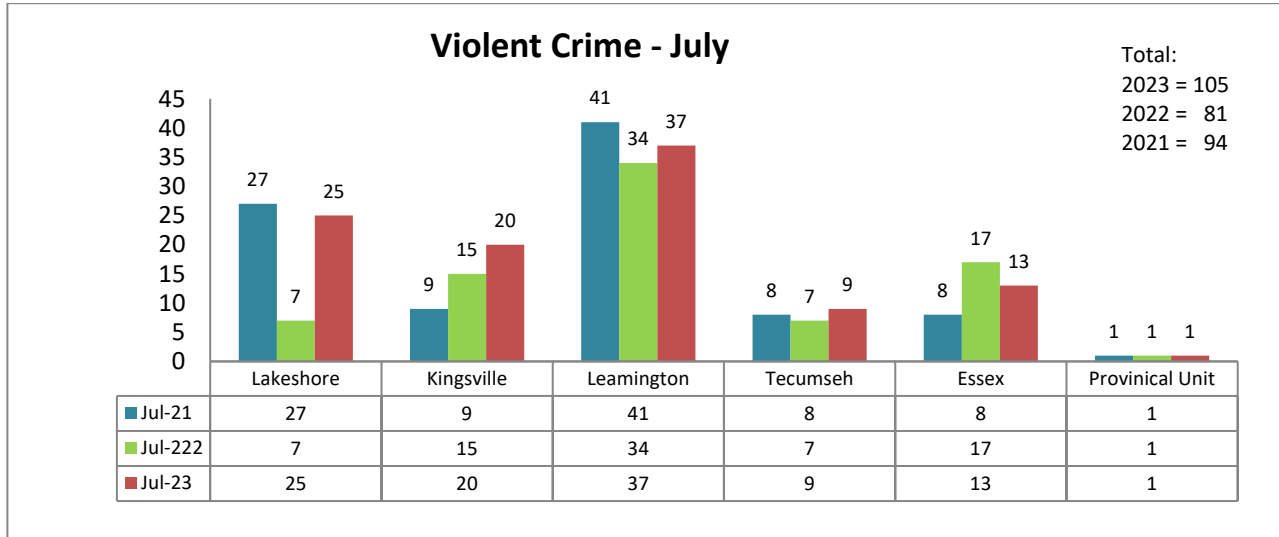


- An **11.4% increase** in Calls for Service July 2023 compared to July 2022
- Year-to-date, an **5.9% increase** in Calls for Service in 2023 (22,694) compared to 2022 (21,424).

³ Data Derived from Niche RMS 08Aug2023 by Duty Icon

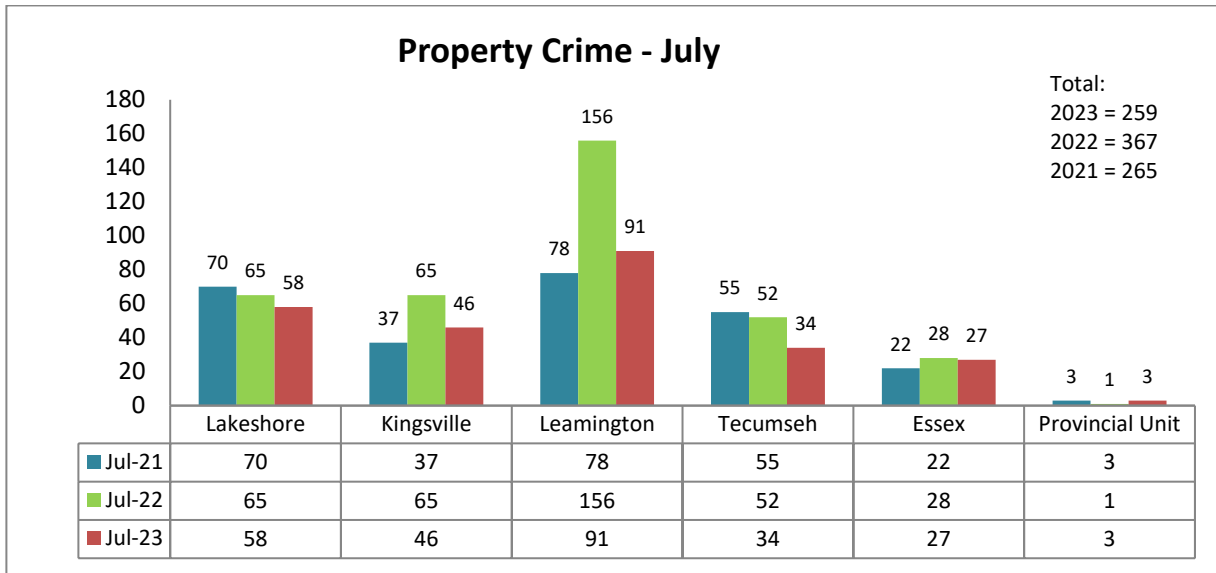


Violent Crime⁴



- A **29.6% increase** in Violent Crime in July 2023 compared to July 2022. **Clearance Rate = 77.4%**
- Year-to-date a 7.7% increase in Violent Crime in 2023 (598 incidents) compared to 2022 (555 incidents)

Property Crime⁵



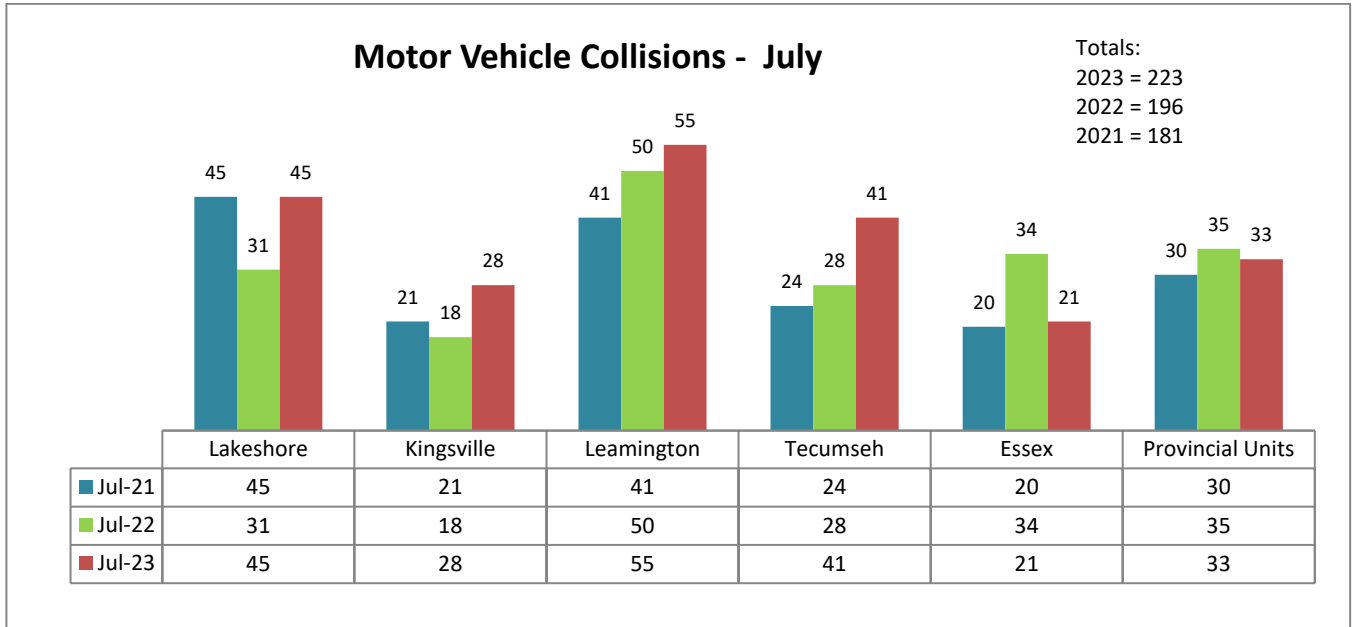
- An **29.4% decrease** in Property Crime in July 2023 compared to July 2022. **Clearance Rate = 18.8%**
- Year-to-date an 8.3% decrease in Property Crime in 2023 (1,648 incidents) compared to 2022 (1,798 incidents)

⁴ Data Derived from the BI Cube RMS 08Aug2023 Violent Crime.

⁵ Data Derived from the BI Cube RMS 08Aug2023 Property Crime



Motor Vehicle Collisions⁶



- A **13.8% increase** in MVCs July 2023 compared to July 2022
- 69 collisions (30.9%) were diverted to the Collision Reporting Centre in July 2023
- Year-to-date a 4.2% increase in MVCs in 2023 (1,566 collisions) compared to 2022 (1,509 collisions)

MVC Fatalities⁷

Year	Details	Annual Data
2020		10 collisions resulted in 10 deaths
2021		8 collisions resulted in 11 deaths
2022		9 collisions resulted in 14 deaths:
2023	No fatal collisions in July 2023	4 collisions resulting in 5 deaths. Kingsville (2) Lakeshore (2)

⁶ Data Derived from the RMS 08Aug2023 Dispatch Occurrence Type MVC

⁷ Data Derived from eCRS 08Aug2023 Fatal Injury

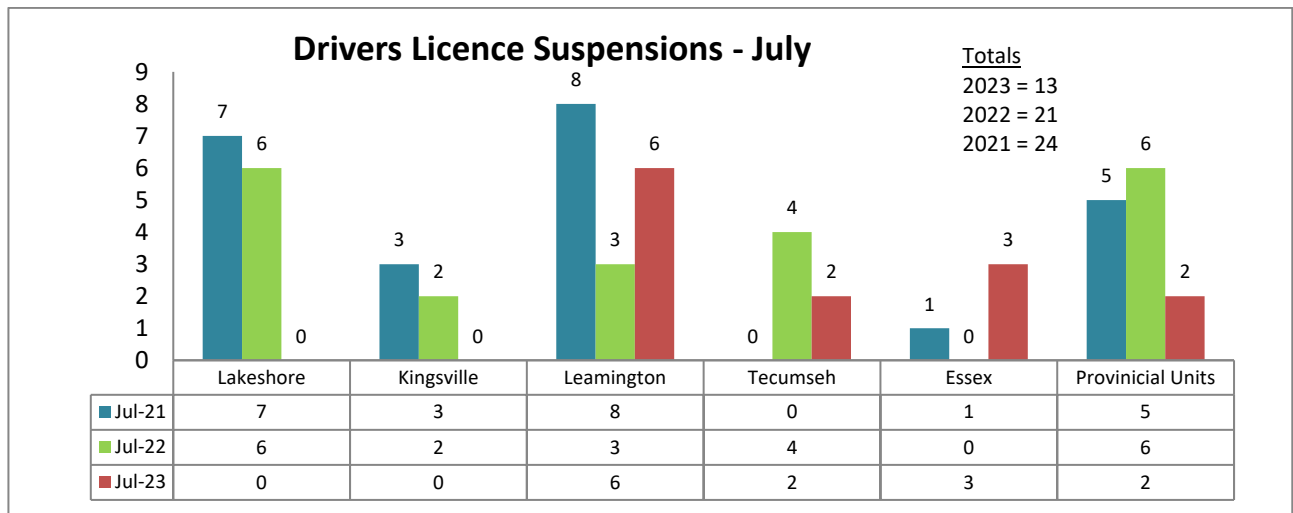
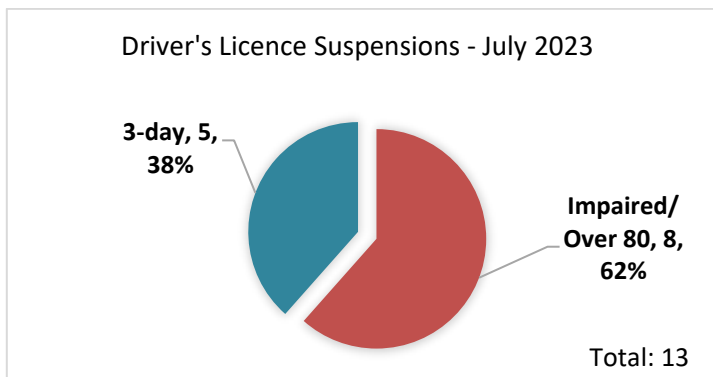


Impaired & Exceed Offences⁸

Location	Jul-21	Jul-22	Jul-23
Lakeshore	3	1	0
Kingsville	1	1	0
Leamington	1	3	3
Tecumseh	0	3	1
Essex	1	0	2
Provincial	2	3	2
	8	11	8

- A **27.3% decrease** in Impaired/Over 80 offences in July 2023 compared to July 2022.
- Year-to-date a 35.9% increase in Impaired/Exceed Offences in 2023 (106 incidents) compared to 2022 (78 incidents)

Administrative Drivers Licence Suspensions (ADLS)⁹



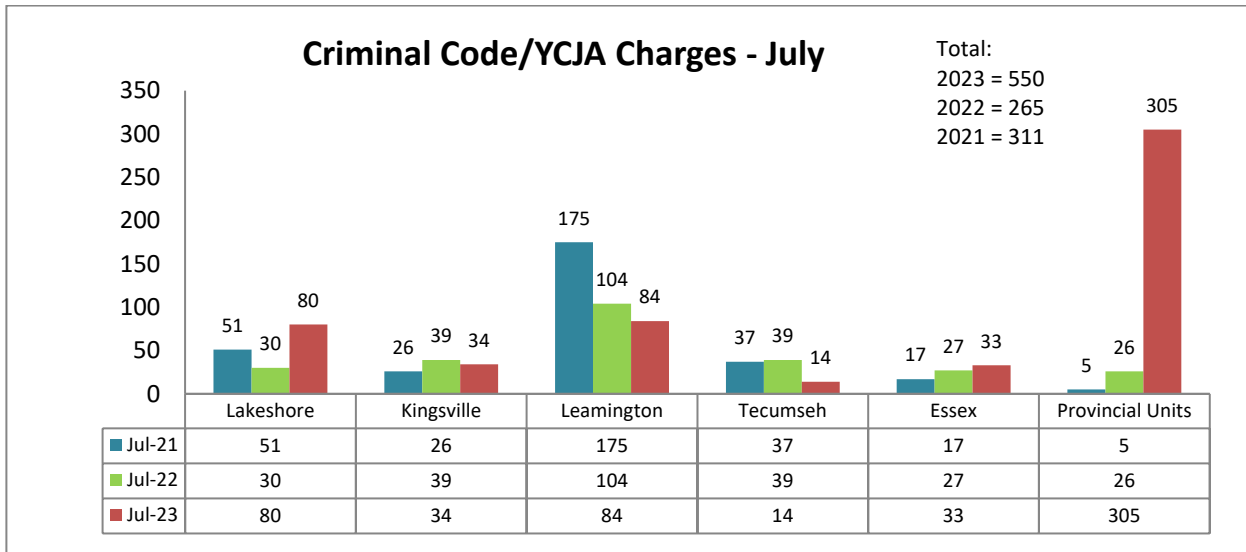
- A **38.1% decrease** in ADLS suspensions in July 2023 compared to July 2022
- Year-to-date a 13.0% increase in ADLS suspensions in 2023 (165 incidents) compared to 2022 (146 incidents)

⁸ Data Derived from the RMS 09Jul2023 Alcohol (UCR 9210, 9220, 9230, 9240, 9250, 9925)

⁹ Data Derived from Niche RMS 09Jul2023 Suspensions (UCR 8881.001, 002, 004, 006, 0011) - 3/7/30-day warn range, 7-day Stunt



Criminal Code Charges¹⁰



- A **107.5% increase** in Criminal Code charges in July 2023 compared to July 2022
- Year-to-date a 36.6% increase in Criminal Code charges in 2023 (2,111) compared to 2022 (1,545)
- Note: OCEB take-down of Project Fairfield in July resulted in 278 charges against 23 individuals (6E00).

Drug Offences¹¹

	July 2022			July 2023		
	Cannabis Control Act (Provincial)	CDSA	Cannabis Act (Federal)	Cannabis Control Act (Provincial)	CDSA	Cannabis Act (Federal)
Lakeshore	1	0	0	0	1	0
Kingsville	0	1	0	0	0	0
Leamington	1	3	0	4	4	0
Tecumseh	0	0	0	1	11	0
Essex	0	0	0	0	1	0
Provincial Units	4	0	0	0	11	4
Total Charges	6	4	0	5	28	4
	10			37		

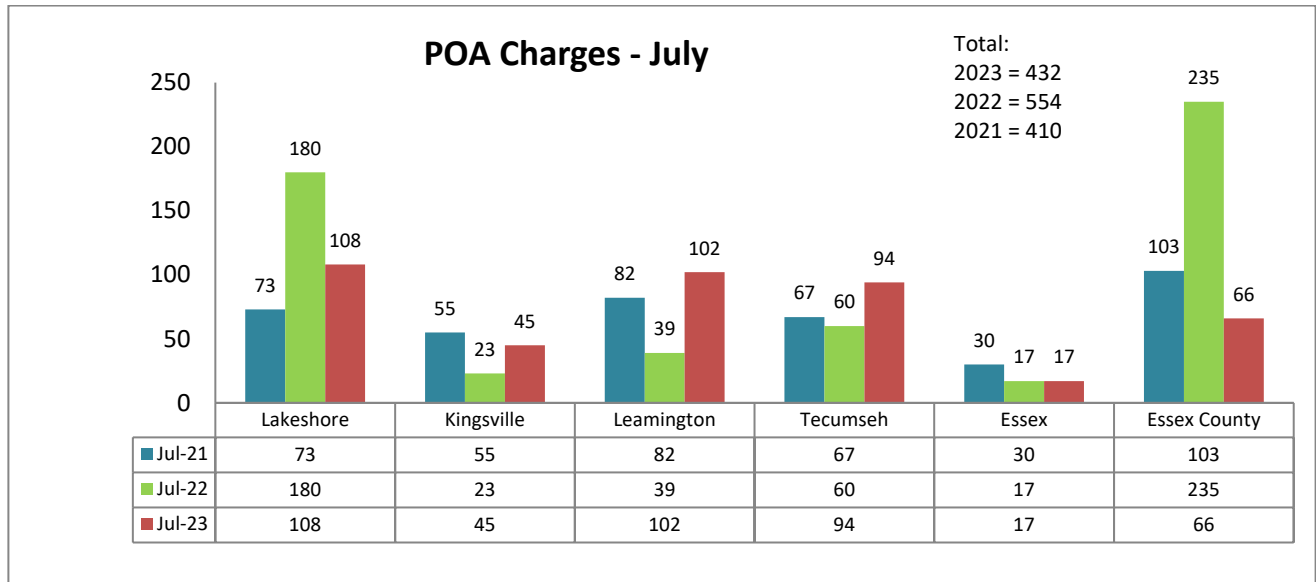
- A **270% increase** in Drug Offences in July 2023 compared to July 2022
- Year-to-date a 60.0% increase in Drug Offences in 2023 (136 incidents) compared to 2022 (85 incidents)
- CSCU executed a search warrant on a Jacques St, Tecumseh residence. A 30 yr, old male and his 30 yr. old girlfriend were each charged with Possession for the Purpose of Trafficking x5. Over \$7,000 worth of Cocaine, MDMA, Psilocybin, Ketamine and Percocet was seized.

¹⁰ Data Derived from Niche – Saved Search – Charge by Date 08Aug2023

¹¹ Data Derived from Niche – Saved Search Drug Offences 08Aug2023

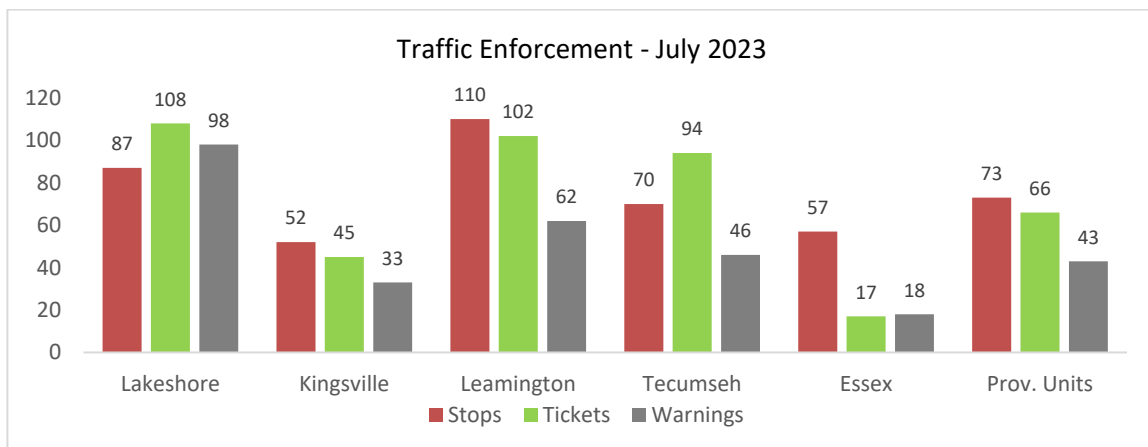


Provincial Offences¹²



- A **22.0% decrease** in Provincial Offences in July 2023 compared to July 2022
- An average of **13.9 tickets/day in July 2023** compared to 17.9 tickets/day in July 2022
- Year-to-date, a 23.6% increase in Provincial Offences in 2023 (4,090) compared to 2022 (3,310)

Traffic Enforcement¹³



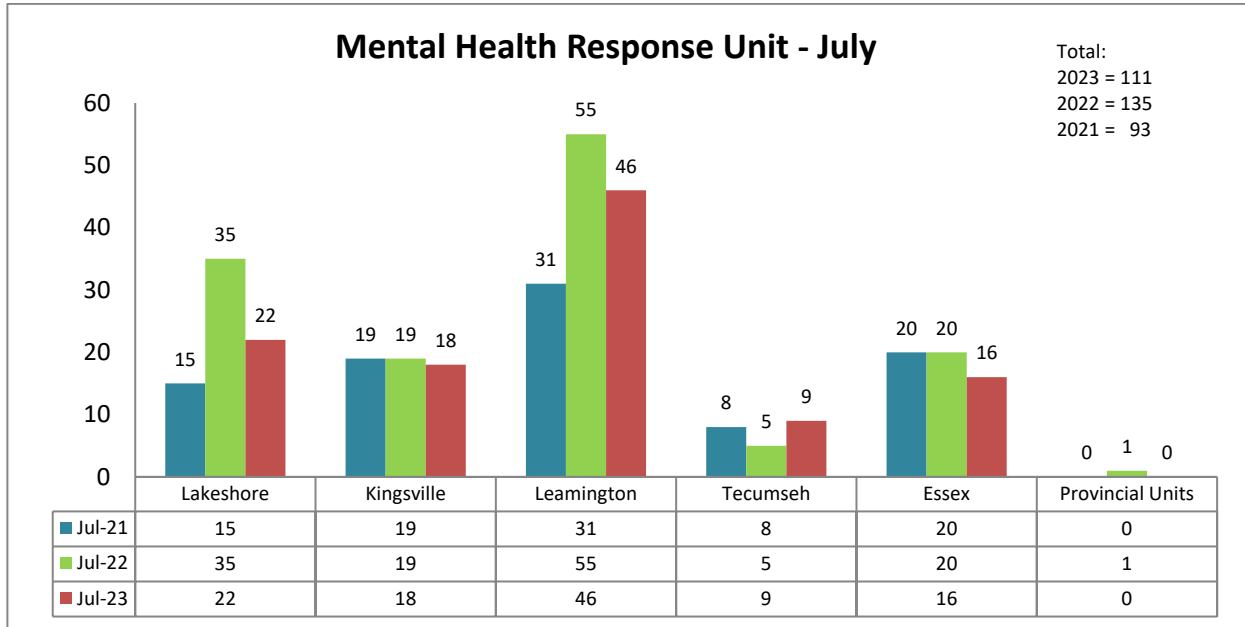
- An average of **14.5 recorded vehicle stops per day** (449 stops) in July 2023 compared to the 2022 average of 18.7 stops/day.

¹² Data Derived from Niche RMS and Historical Local Records 08Aug2023

¹³ Data Derived from Business Intelligence – CAD data 08Aug2023



MHRU Calls for Service¹⁴



- A **17.8% decrease** in MHRU calls in July 2023 compared to July 2022
- Year-to-date a 12.4% decrease in MHRU calls in 2023 (803) compared to 2022 (917)
- Youth Crisis Response Team (YMCRT) responded to **31 calls** in July 2023 and 191 calls year-to-date.

¹⁴ Data Derived from Niche 08Aug2023 Officer/Unit: 6E00MCRT



911 Misdial/Hang-up¹⁵

July	Lakeshore	Kingsville	Leamington	Tecumseh	Essex	Provincial Unit	TOTAL
2023	27	28	43	7	12	3	120

- A **17.6% increase** in 911 Misdial calls in July 2023 compared to July 2022 (102 Misdials)
- An average of **3.9 Misdials per day** in July 2023 compared to an average of 2.6 misdial calls in 2022.

False Alarm¹⁶

July	Lakeshore	Kingsville	Leamington	Tecumseh	Essex	Provincial Unit	TOTAL
2023	25	26	49	45	15	0	160

- An **8.0% decrease** in False Alarms in July 2023 compared to July 2022 (174 Alarms)
- An average of **5.2 Alarms per day** in July 2023 compared to an average of 5.3 Alarms per day in 2022.

R.I.D.E.¹⁷

July	Lakeshore	Kingsville	Leamington	Tecumseh	Essex	Provincial Unit	TOTAL
2023	27	8	12	8	11	0	66

Foot Patrol Hours¹⁸

July	Lakeshore	Kingsville	Leamington	Tecumseh	Essex	Provincial Unit	TOTAL
2023	42	122	97	92	51	0	404

Bike = 6 hrs
ATV = 4 hrs

Bike =6 hrs

Auxiliary Service Hours¹⁹

July	Lakeshore	Kingsville	Leamington	Tecumseh	Essex	Provincial Unit	TOTAL
2023	67	25	35	8	39	77	250

¹⁵ Data Derived from Niche RMS by Occurrence Type 08Aug2023

¹⁶ Data Derived from Niche RMS by Occurrence Type 08Aug2023

¹⁷ Data Derived from Niche RMS Occurrence Type 08Aug2023

¹⁸ Data Derived from DAR 08Aug2023

¹⁹ Data Derived from DAR 08Aug2023



Notable Investigations

Lakeshore	<p>An officer on patrol earlier this year noted 2 vehicles travelling together – a black Dodge with ‘plates unattached’ and a blue Nissan with the owner’s drivers licence revoked. The officer attempted to catch up to the vehicles but lost them on County Road 34. A short time later the blue Nissan was located on Highway 3 and a stop initiated. A male passenger exited the vehicle and was identified while the driver fled but was not pursued. With only suspicion, the male was taken off the highway. A short time later, a caller from County Road 34 reported a suspicious male matching the passenger’s description. A search recovered the black Dodge a distance away and found to have be stolen from Windsor in 2022. A cursory search of the vehicle recovered suspected methamphetamine. A K9 track was initiated resulting in the vehicle keys and another amount of methamphetamine valued at \$5,500 hidden near an outbuilding. Drink containers were seized from the scene and sent to CFS for DNA analysis. The DNA results were recently obtained and confirm the male passenger was also the driver of the black Dodge. An arrest warrant has been issued for the 32 yr. old for Operation While Prohibited x4, Possession of Property Obtained by Crime and Drug Trafficking.</p>
Kingsville	<p>CSCU members arrested and charged a 32 yr. old male with Break & Enter x4, Possession of Property Obtained by Crime x8 and Theft of Motor Vehicle x2 after a rash of convenience store ‘smash & grabs’ in where scratch tickets, cigarettes, cash, and other goods were stolen. Video surveillance obtained of the tickets being redeemed helped CSCU members identify the male by matching his likeness, clothing and considering the time between tickets stolen and tickets redeemed. Surveillance video from the B&Es further connected the male to two stolen vehicles. The male is currently held in custody and is wanted by 5 other police jurisdictions for similar offences.</p>
Leamington	<p>Following an assault investigation, patrol members organized a response to clear the victim’s apartment, at his request, of suspected dangerous occupants. Once inside, officers located a 29 yr. old male wanted for an unrelated Robbery involving a firearm where the male was also stabbed by a female co-accused. A search incident to the male’s arrest, resulted in the seizure of a replica handgun, cash and \$10,500 worth of fentanyl and methamphetamine. The male was charged with Possession of Firearm x2, Assault w Weapon, Robbery Using Firearm, Pointing a Firearm, Possession of Weapon for a Dangerous Purpose, CDSA Trafficking x3 and Fail to Comply x4. He was held in custody. The female co-accused had been previously arrested. All other occupants were cleared, and the residence secured for the victim.</p>
Tecumseh	<p>A 56 yr. old male was charged with Possession of Property Obtained by Crime x2 and Resist Arrest after a stolen skid steer valued at over \$100,000 was located on a rural property. The property owner had leased a garage to a friend and summoned him to the property to respond to police questioning. While there in plain view, a mini-Bobcat excavator and two flatbed trailers were observed. The VINs had been removed from the Bobcat and a trailer. The second trailer was found to be stolen from another construction site, but unreported. Upon the male’s arrest he took off running but was apprehended a short distance away without injury.</p>