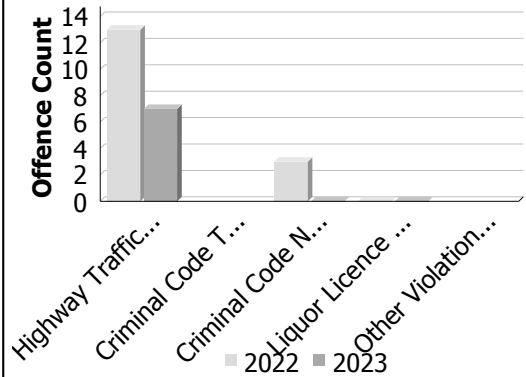


**Police Services Board Report for Tecumseh
Integrated Court Offence Network
May - 2023**

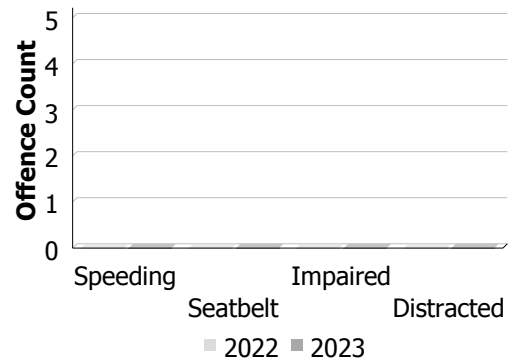
Criminal Code and Provincial Statute Charges Laid

Offence Count	May			Year to Date - May		
	2022	2023	% Change	2022	2023	% Change
Highway Traffic Act	13	7	-46.2%	59	41	-30.5%
Criminal Code Traffic	--	--	--	--	--	--
CCC Non-Traffic	--	--	--	--	--	--
Liquor Licence Act	0	0	--	0	0	--
Other Violations	--	--	--	--	--	--



Traffic Related Charges

Offence Count	May			Year to Date - May		
	2022	2023	% Change	2022	2023	% Change
Speeding	0	0	--	11	3	-72.7%
Seatbelt	0	0	--	0	0	--
Impaired	0	0	--	0	0	--
Distracted	0	0	--	0	0	--



Integrated Court Offence Network data is updated on a monthly basis: Data could be as much as a month and a half behind.

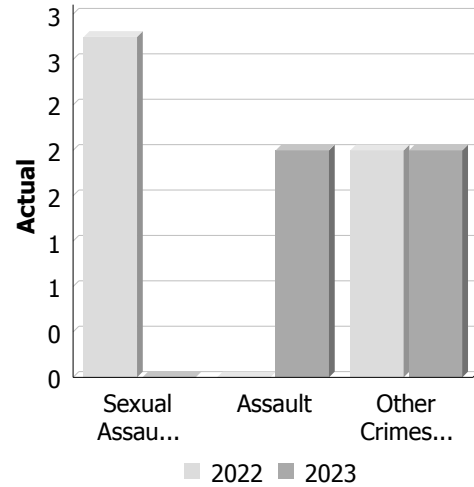
Data Utilized

- Ministry of Attorney General, Integrated Court Offence Network
- Integrated Court Offence Network Charge Business Intelligence Cube

**Police Services Board Report for Tecumseh
Records Management System
July - 2023**

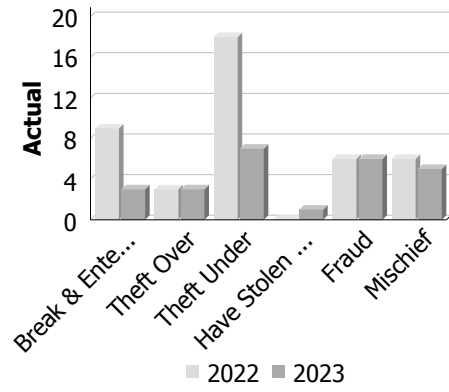
Violent Crime

Actual	July			Year to Date - July		
	2022	2023	% Change	2022	2023	% Change
Murder	0	0	--	0	0	--
Other Offences Causing Death	0	0	--	0	0	--
Attempted Murder	0	0	--	0	0	--
Sexual Assault	3	0	-100.0%	6	6	0.0%
Assault	0	2	--	23	33	43.5%
Abduction	0	0	--	0	0	--
Robbery	0	0	--	1	0	-100.0%
Other Crimes Against a Person	2	2	0.0%	14	6	-57.1%
Total	5	4	-20.0%	44	45	2.3%



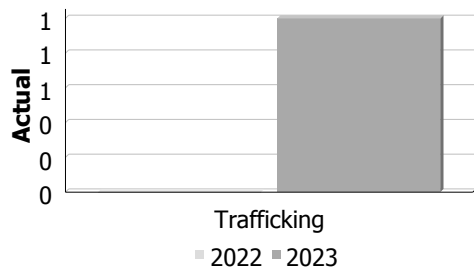
Property Crime

Actual	July			Year to Date - July		
	2022	2023	% Change	2022	2023	% Change
Arson	0	0	--	1	1	0.0%
Break & Enter	9	3	-66.7%	37	25	-32.4%
Theft Over	3	3	0.0%	21	24	14.3%
Theft Under	18	7	-61.1%	86	91	5.8%
Have Stolen Goods	0	1	--	3	3	0.0%
Fraud	6	6	0.0%	44	50	13.6%
Mischief	6	5	-16.7%	38	34	-10.5%
Total	42	25	-40.5%	230	228	-0.9%



Drug Crime

Actual	July			Year to Date - July		
	2022	2023	% Change	2022	2023	% Change
Possession	0	0	--	0	1	--
Trafficking	0	1	--	0	1	--
Importation and Production	0	0	--	1	0	-100.0%
Total	0	1	--	1	2	100.0%



Clearance Rate

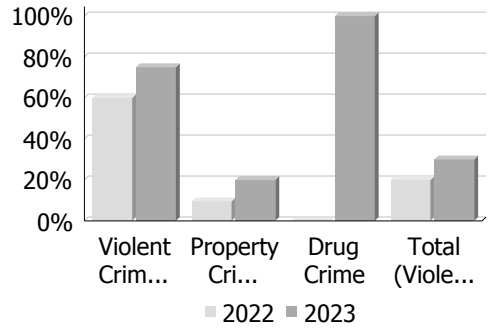
Detachment: 6E - ESSEX COUNTY
Location code(s): 6E50 - TECUMSEH
Data source date:
2023/08/12

Report Generated by:
Pharand, Lise

Report Generated on:
Aug 14, 2023 9:30:27 AM
PP-CSC-Operational Planning-4300

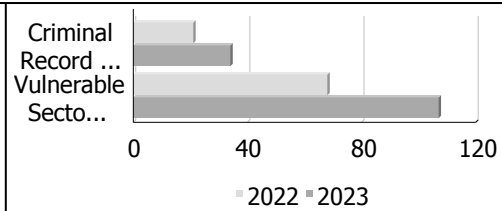
**Police Services Board Report for Tecumseh
Records Management System
July - 2023**

Clearance Rate	July			Year to Date - July		
	2022	2023	Difference	2022	2023	Difference
Violent Crime	60.0%	75.0%	15.0%	88.6%	82.2%	-6.4%
Property Crime	9.5%	20.0%	10.5%	12.2%	15.4%	3.2%
Drug Crime	--	100.0%	--	0.0%	100.0%	100.0%
Total (Violent, Property & Drug)	20.0%	30.0%	10.0%	28.0%	30.9%	2.9%



Criminal Record and Vulnerable Sector Screening Checks

Actual	July			Year to Date - July		
	2022	2023	% Change	2022	2023	% Change
Criminal Record Checks	21	34	61.9%	172	257	49.4%
Vulnerable Sector Screening Checks	68	107	57.4%	577	599	3.8%



Data contained within this report is dynamic in nature and numbers will change over time as the Ontario Provincial Police continue to investigate and solve crime.

Data Utilized

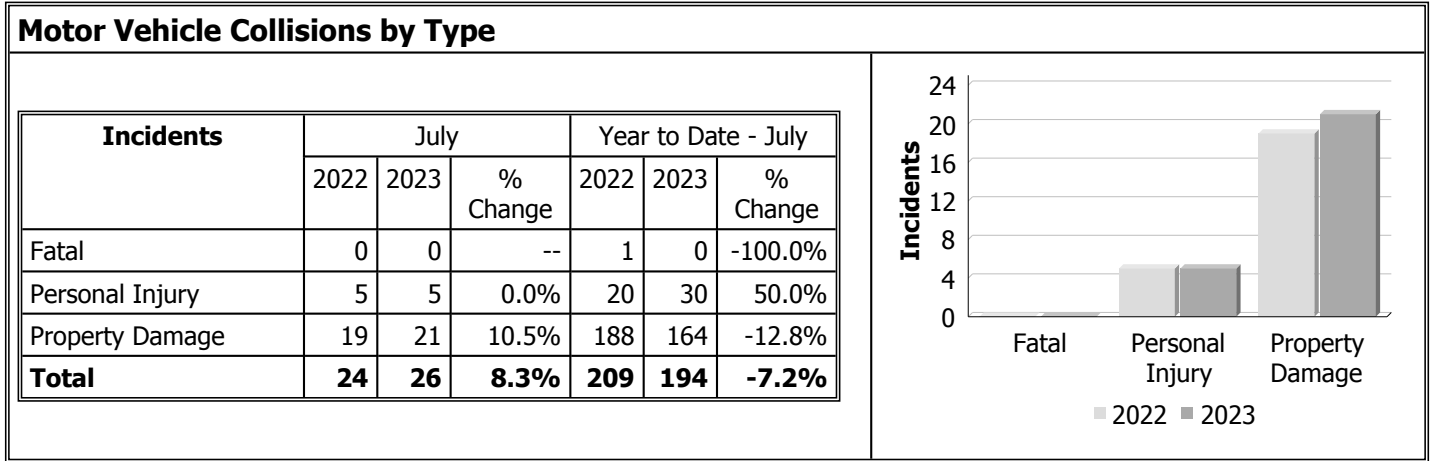
- Major Crimes
- Niche RMS All Offence Level Business Intelligence Cube

Detachment: 6E - ESSEX COUNTY
Location code(s): 6E50 - TECUMSEH
Data source date:
 2023/08/12

Report Generated by:
 Pharand, Lise

Report Generated on:
 Aug 14, 2023 9:30:27 AM
 PP-CSC-Operational Planning-4300

**Police Services Board Report for Tecumseh
Collision Reporting System
July - 2023**



Fatalities in Detachment Area							
Incidents		July			Year to Date - July		
		2022	2023	% Change	2022	2023	% Change
Motor Vehicle Collision	Fatal Incidents	0	0	--	1	0	-100.0%
	Alcohol Related	0	0	--	0	0	--
Off-Road Vehicle	Fatal Incidents	0	0	--	0	0	--
	Alcohol Related	0	0	--	0	0	--
Motorized Snow Vehicle	Fatal Incidents	0	0	--	0	0	--
	Alcohol Related	0	0	--	0	0	--
Persons Killed		July			Year to Date - July		
		2022	2023	% Change	2022	2023	% Change
Motor Vehicle Collision		0	0	--	1	0	-100.0%
Off-Road Vehicle		0	0	--	0	0	--
Motorized Snow Vehicle		0	0	--	0	0	--

Data Utilized

- SQL online application reporting system – OPP CRS 2.3.09
- Collision Reporting System Business Intelligence Cube

Detachment: 6E - ESSEX
Location code(s): 6E50-TECUMSEH
Data source date:
 2023/08/13

Report Generated by:
 Pharand, Lise

Report Generated on:
 Aug 14, 2023 9:26:33 AM
 PP-CSC-Operational Planning-4300

**Police Services Board Report for Tecumseh
2023/Jul**

Public Complaints	
Policy	0
Service	0
Conduct	0

Date information collected from Professional Standards Bureau Commander Reports: 2023-08-14

Data Source

Ontario Provincial Police, Professional Standards Bureau Commander Reports

- Includes all public policy, service and conduct complaints submitted to the Office of the Independent Police Review Director (OIPRD)

Secondary Employment
P/C Robert Turnbull - CF Army Reserve

Daily Activity Reporting Patrol Hours	
Total Hours	2023/Jul
Number of Cruiser Patrol Hours	0.00
Number of Motorcycle Patrol Hours	0.00
Number of Marine Patrol Hours	0.00
Number of ATV Patrol Hours	0.00
Number of Snowmobile Patrol Hours	0.00
Number of Bicycle Patrol Hours	0.00
Number of Foot Patrol Hours	0.00
Number of School Patrol Hours	0.00

Data source (Daily Activity Reporting System) date: 2023/07/01

Detachment: 6E - ESSEX COUNTY
Location code(s): 6E50 - TECUMSEH

Report Generated by:
Pharand, Lise

Report Generated on:
Aug 14, 2023 9:23:10 AM
PP-CSC-Operational Planning-4300

Ontario Provincial Police
Essex County Detachment

1219 Hicks Rd.
P.O. Box 910
Essex, Ontario
N8M 2Y2

Tel: (519) 723-2493 Fax: (519) 723-2133



Police provincial de l'Ontario
Détachement du Comté d'Essex

1219 rue Hicks
C.P. 910
Essex, Ontario
N8M 2Y2

Tel: (519) 723-2493 Télécopieur: (519) 723-2133

File Reference/

August 14, 2023

Tecumseh PSB information for the month of July:

Suspensions: 2

Charges: 209

Police Record Checks: 34

Vulnerable Sector Record Checks: 107

Jamie Smith, Staff Sergeant
Detachment Manager
Essex County O.P.P.



Windsor & Essex County Crime Stoppers Police Coordinator Report July 1st – July 31st, 2023

Overview

Crime Stoppers exists to provide a means for the public to pass along anonymous information that assists in solving crimes, recovering stolen property, seizing illegal drugs, and locating those for whom there is an outstanding warrant of arrest. Locally, the program is operated jointly as Windsor-Essex County Crime Stoppers and has the responsibility to receive and disseminate information to all law enforcement agencies within Essex County.

Program Education and Community Events

- July 1st - Canada Day Parade, Windsor
- July 8th - Diversity BBQ Day, Windsor
- July 9th – LaSalle Night Market
- July 19th- CTV News Recording Fraud Scam

AM800

“Crime of the Week” report with AM800 radio recorded every Monday which airs every Tuesday morning and afternoon.

- July 5th - Geraldine Butterfield case- WPS
- July 11th - Crime Stoppers Stat Report
- July 18th - Assault with machete- WPS
- July 25th - Wanted male for B/E- WPS

St. Clair College-Media Plex and Radio CJAM FM 99.1

- Last recording on April 18th for the summer.

CTV News

- Fraud Scam – Aired July 19th.

Social Media

- Daily/Weekly Facebook, Twitter and Instagram posts

Crime Stoppers Upcoming Calendar

- Charity K9 Calendar for sale 2023/2024
- August 24th - Golf Tournament – Kingsville Golf & Country Club
- Every Wednesday in August Pasta Dinner Fundraiser at Riverside Sportsman Club
- Tecumseh Corn & Music Fest August 25th – August 27th

This statistical report is reflective of July 1st-31st, 2023.

Crime Stoppers tip information was distributed to the following agencies during this period.

Windsor Police Service
WPS - Amherstburg Detachment
Ontario Provincial Police
LaSalle Police Service
Ministry of Revenue and Finance
Windsor & Essex County Health Unit- Tobacco Enforcement
CBSA
ROPE

Attached documents include:

Police Coordinators Report
Monthly Statistical Report
Tip Summary Report

This Report was Prepared By:

Constable Lauren Brisco – WPS Police Coordinator

TOTAL POPULATION REPRESENTED – 398,718 (2019 CENSUS)

POPULATION (CITY) – 217,188

POPULATION (COUNTY) – 126,314

POPULATION (LASALLE) – 33,180

POPULATION (AMHERSTBURG) – 22,036

***SI on Statistical Report is “Since Inception” – 1985*

Statistic	Q1	Q2	Q3	Q4	YTD	SI
Tips Received	493	439	161	0	1,093	61,025
Tip Follow-ups	338	336	121	0	795	20,972
Calls Received	0	0	0	0	0	3,138
Arrests	21	5	3	0	29	7,087
Cases Cleared	20	4	3	0	27	10,425
Charges Laid	68	6	2	0	76	10,251
Fugitives	0	0	0	0	0	625
Administrative Discipline	0	0	0	0	0	3
# of Rewards Approved	15	7	1	0	23	1,880
Rewards Approved	\$6,850	\$1,650	\$150	\$0	\$8,650	\$1,265,735
# of Rewards Paid	7	3	0	0	10	971
Rewards Paid	\$3,800	\$950	\$0	\$0	\$4,750	\$833,652
# of Weapons Recovered	8	0	0	0	8	553
# of Vehicles Recovered	1	1	0	0	2	34
Property Recovered	\$42,250	\$80,000	\$0	\$0	\$122,250	\$13,554,173
Cash Recovered	\$14,281	\$0	\$0	\$0	\$14,281	\$604,449
Drugs Seized	\$183,780	\$0	\$0	\$0	\$183,780	\$119,513,368
Total Recovered	\$240,311	\$80,000	\$0	\$0	\$320,311	\$133,671,990

Offense Type	Count
Animal Cruelty	1
Arson	1
Assault	9
Attempt Murder	1
Breach of Condition	2
Break and Enter	5
By Law	1
Child Abuse	0
COVID-19	0
Cybercrime	1
Disqualified Driving	1
Drugs	51
Elder Abuse	1
Fraud	10
Highway Traffic Act	9
Hit and Run / Fail to Remain	3
Homicide	1
Human Smuggling	0
Human Trafficking	3
Illegal Cigarettes	1
Immigration	1
Impaired Driver	3

Indecent Act	0
Liquor (sales to minors, sales without licence)	0
Mischief	0
Missing Person	1
Motor Vehicle Collision	0
Possession of Stolen Property	0
Prostitution/Morality	2
Repeat Impaired Driver	0
Robbery	3
Sexual Assault	2
Stolen Vehicle	2
Suspended Driver	0
Suspicious Activity	5
Terrorism	0
Test Tip	0
Theft	15
Threats	0
Warrant	7
Weapons	4
<i>Other</i>	10
<i>Unknown</i>	4
Total	160