

AUGUST 2023

Police Services Board Monthly Overview



Disclaimer: No part of this document is to be reproduced or distributed without the expressed written permission of the Ontario Provincial Police. This document has been prepared on internally developed data sources. All data is a snapshot in time and may differ from other recorded sources.



TABLE OF CONTENTS

Detachment Focus and Priorities	2
Top Calls for Service	3-4
Calls for Service Comparison	5
Violent Crime	6
Property Crime	7
Motor Vehicle Collisions.....	8
Impaired / Exceed Offences.....	8
Driver’s License Suspensions	8
Criminal Code Charges	9
Drug Offences.....	9
Provincial Offences & Traffic Stops.....	10
Mental Health Response Unit	11
911 Misdialed	12
False Alarms	12
R.I.D.E.	12
Foot Patrol Hours	12
Auxiliary Service	12
Notable Investigations	13

Prepared by:

P. Brockman #12632
Essex County Detachment
Ontario Provincial Police
Pauline.Brockman@opp.ca



Detachment Focus and Priorities

The OPP's action planning process ensures compliance with the Adequacy and Effectiveness of Police Services Regulation (Adequacy Standards) filed as O. Reg. 3/99 in 1999.

Through assessment, analysis and consultation, the following areas of focus were identified for the next three years (2020 – 2022) in Essex County:

Crime:

- Reduce victimization from instances of sexual violence
- Address & prevent property crime
- Address & prevent illicit drug crime
- Support victims of domestic abuse
- Address the proliferation of illegal grow operations

Traffic:

- Year-round focus on causal factors of motor vehicle collisions with a focus on (Big 4) Aggressive Driving, Impaired Driving, Distracted Driving and Use of Seatbelts
- Marine enforcement and security on local waterways
- Streamline collision reporting

Other Policing Priorities:

- Develop transfer of care protocols with healthcare facilities
- Identify co-response solutions for non-police-related demands for service

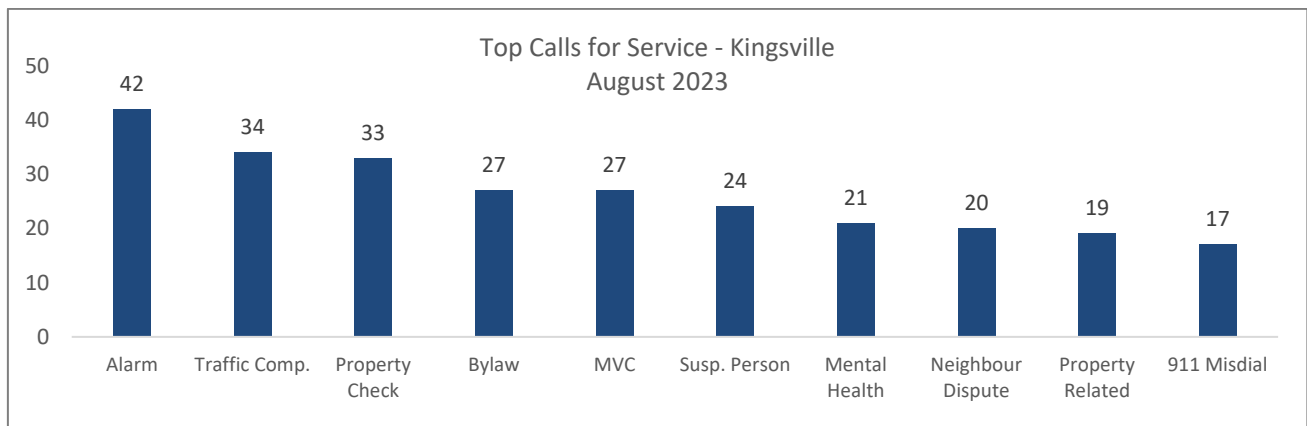


Top Calls for Service ¹

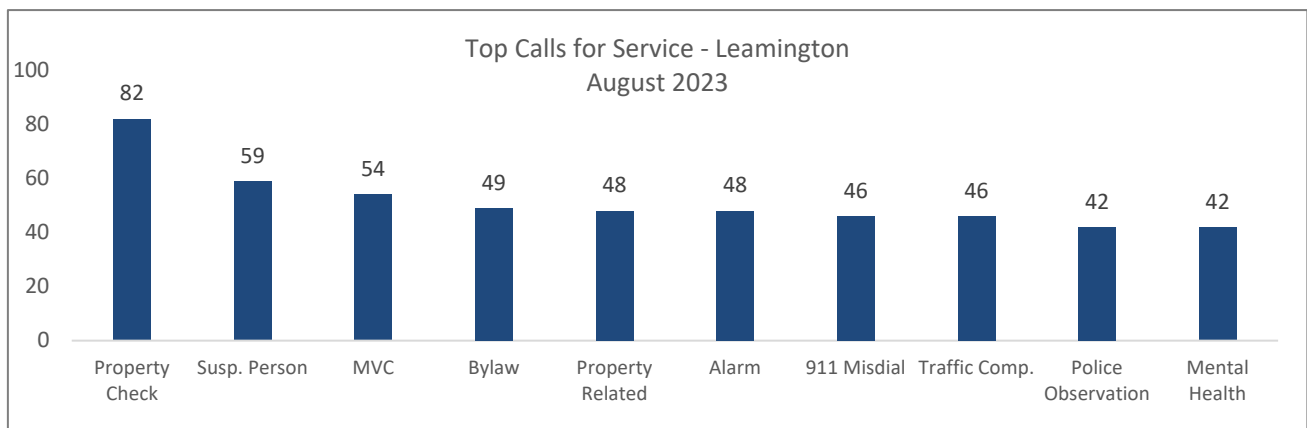
Lakeshore



Kingsville



Leamington

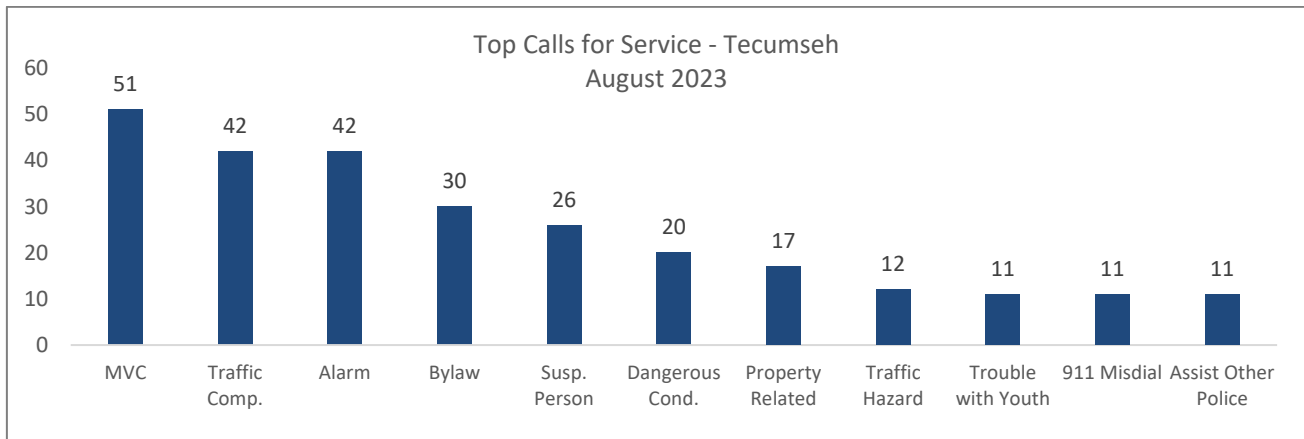


¹ Data Derived from Niche 12Sep2023 Occurrence Type by Duty Icon

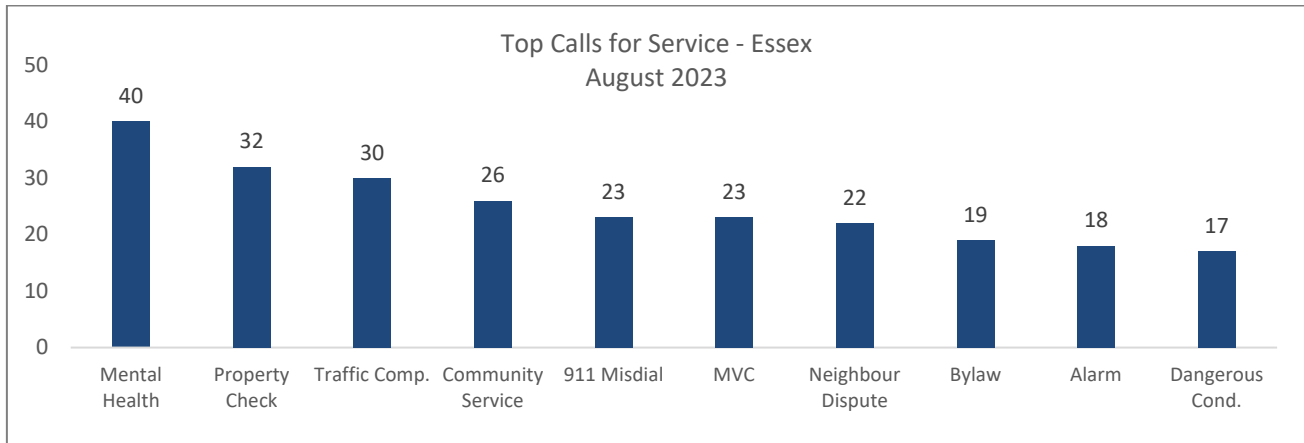


Top Calls for Service²

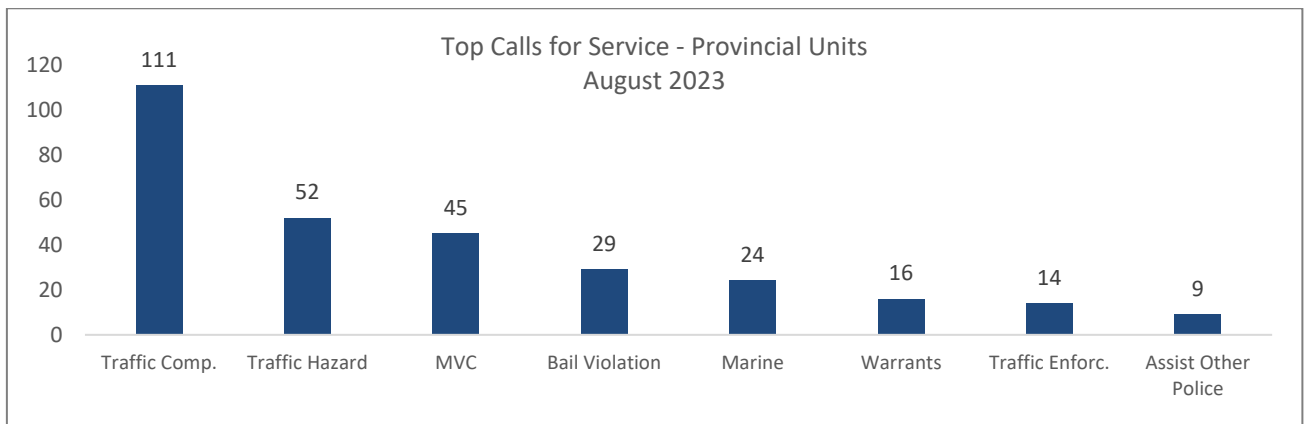
Tecumseh



Essex



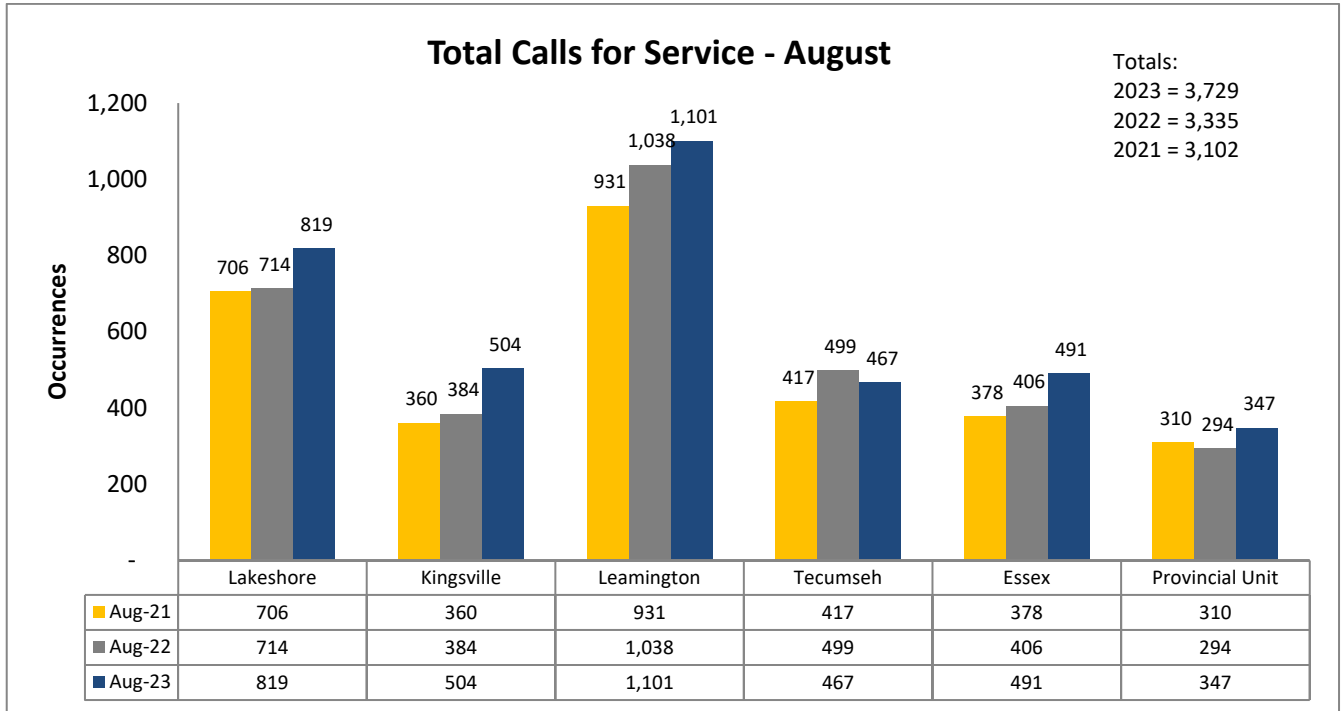
Provincial Units



² Data Derived from Niche 12Sep2023 Occurrence Type by Duty Icon



Calls for Service³

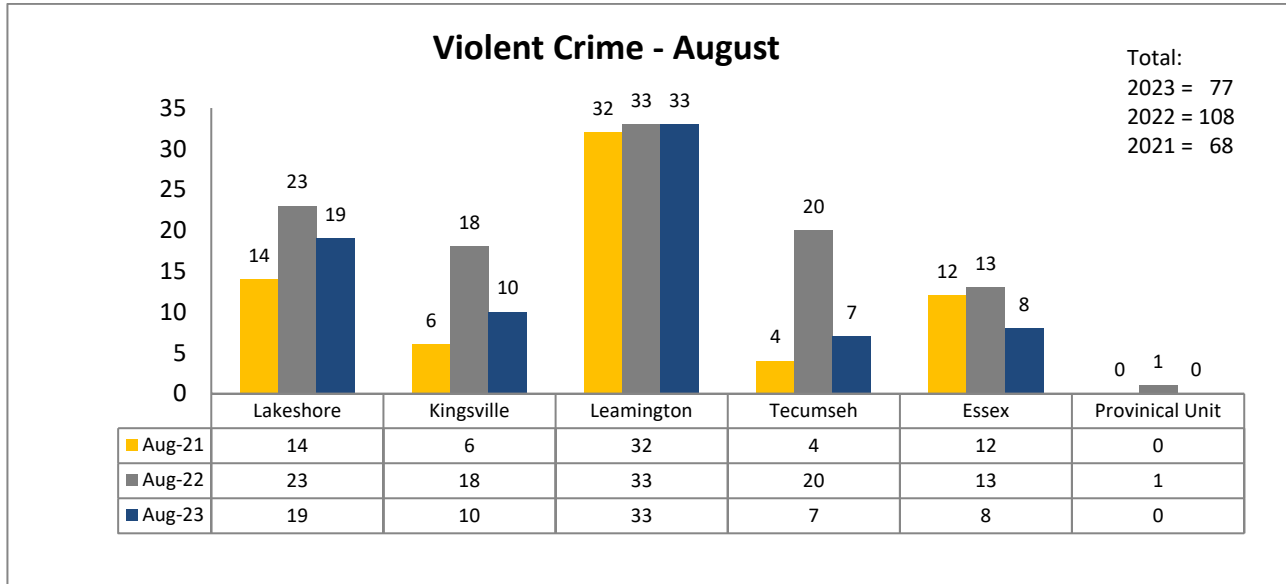


- An **11.8% increase** in Calls for Service August 2023 compared to August 2022
- Year-to-date, an 6.6% increase in Calls for Service in 2023 (26,423) compared to 2022 (24,779).

³ Data Derived from Niche RMS 12Sep23 by Duty Icon

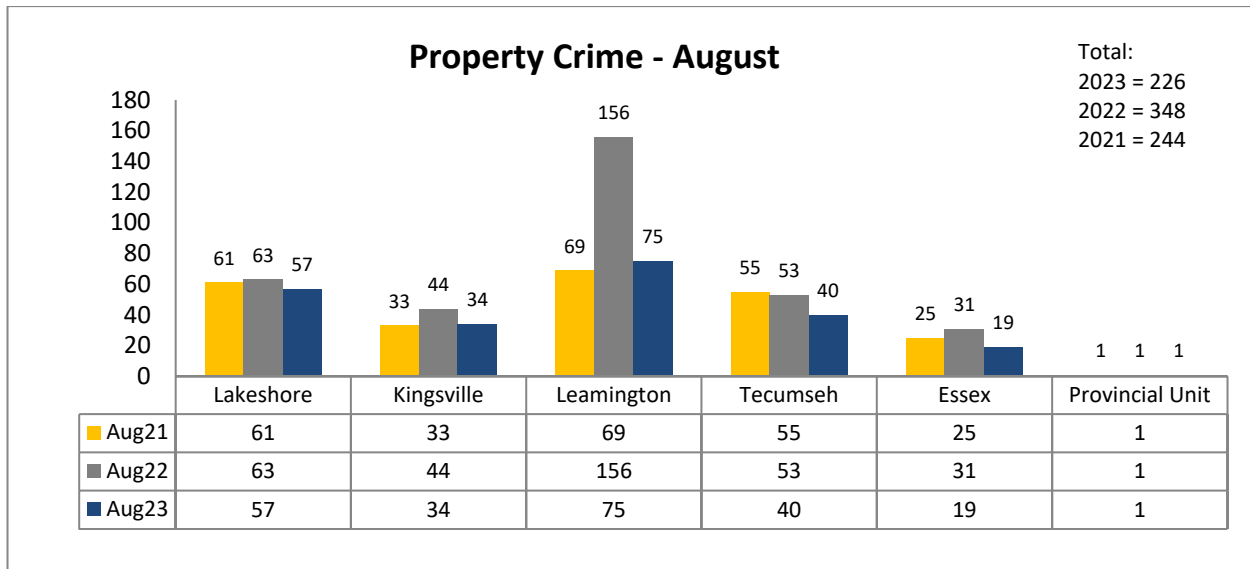


Violent Crime⁴



- A **28.7% decrease** in Violent Crime in August 2023 compared to August 2022. **Clearance Rate = 71.8%**
- Year-to-date a 6.3% increase in Violent Crime in 2023 (706 incidents) compared to 2022 (664 incidents)

Property Crime⁵



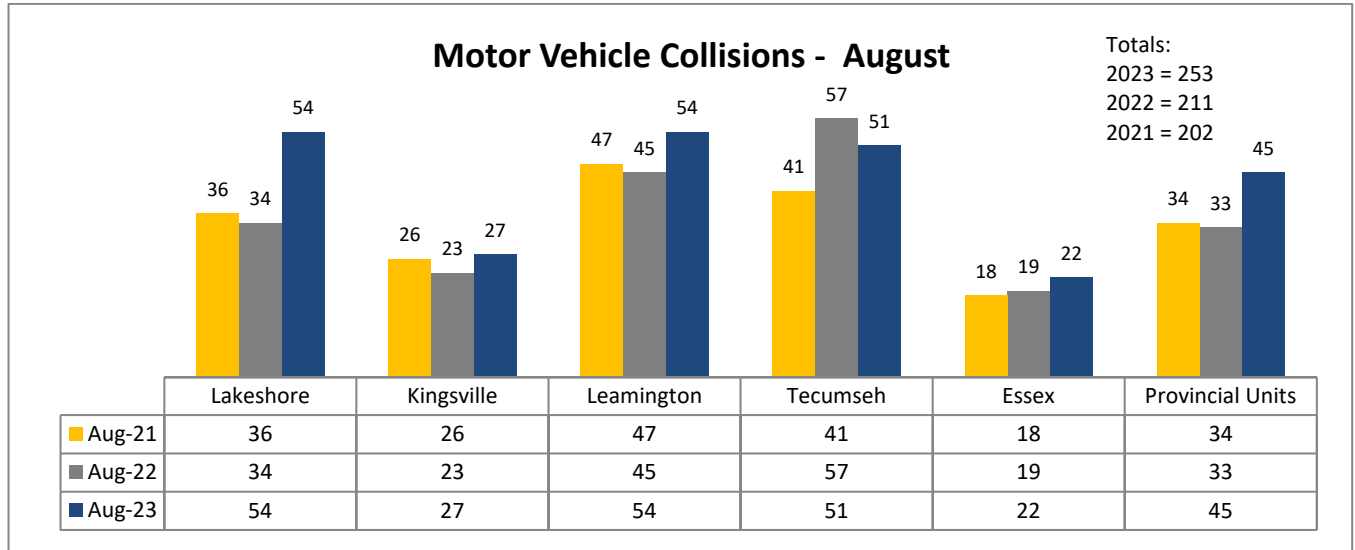
- An **35.1% decrease** in Property Crime in August 2023 compared to August 2022. **Clearance Rate = 15.4%**
- Year-to-date an 5.8% decrease in Property Crime in 2023 (2,022 incidents) compared to 2022 (2,147 incidents)

⁴ Data Derived from the BI Cube RMS 13Sep2023 Violent Crime.

⁵ Data Derived from the BI Cube RMS 13Sep2023 Property Crime



Motor Vehicle Collisions⁶



- A **19.9% increase** in MVCs August 2023 compared to August 2022
- 82 collisions (32.4%) were diverted to the Collision Reporting Centre in August 2023
- Year-to-date a 6.1% increase in MVCs in 2023 (1,819 collisions) compared to 2022 (1,715 collisions)

MVC Fatalities⁷

Year	Details	Annual Data
2020		10 collisions resulted in 10 deaths
2021		8 collisions resulted in 11 deaths
2022		9 collisions resulted in 14 deaths:
2023	No fatal collisions in August 2023	4 collisions resulting in 5 deaths. Kingsville (2) Lakeshore (2)

⁶ Data Derived from the RMS 13Sep2023 Dispatch Occurrence Type MVC

⁷ Data Derived from eCRS 13Sep2023 Fatal Injury

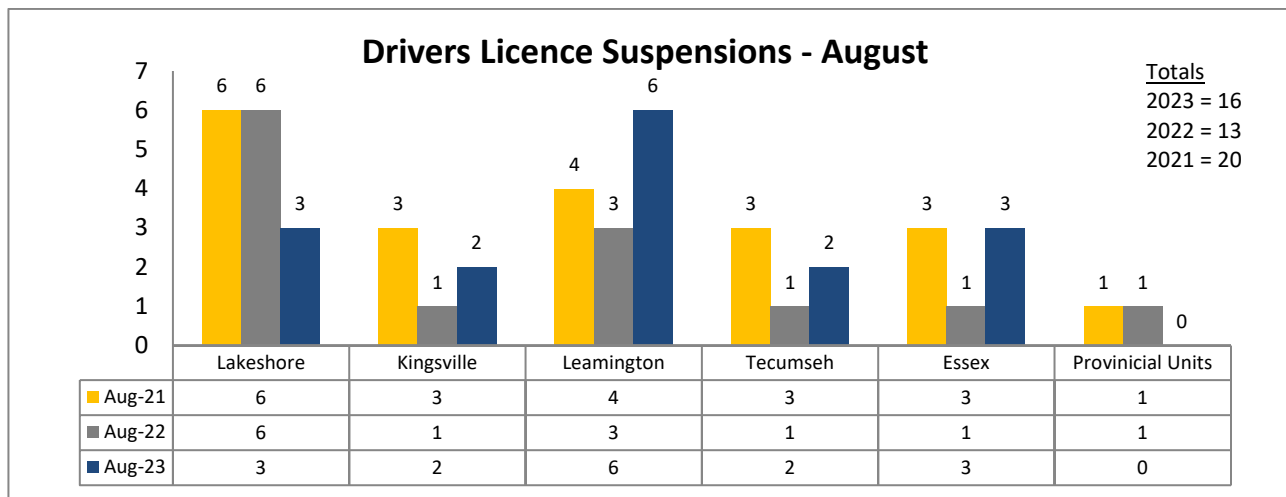
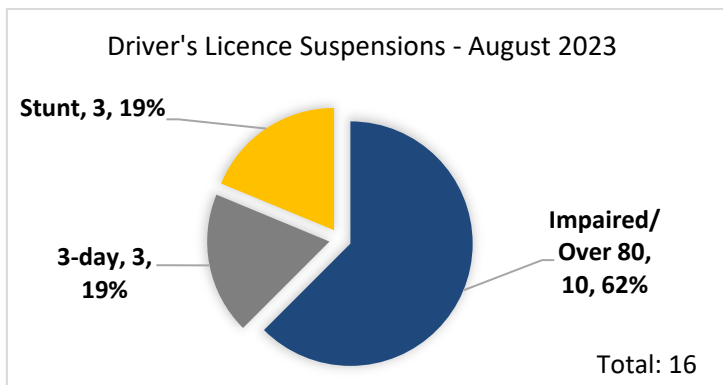


Impaired & Exceed Offences⁸

Location	Aug-21	Aug-22	Aug-23
Lakeshore	6	4	2
Kingsville	2	1	1
Leamington	1	3	2
Tecumseh	2	1	2
Essex	3	0	3
Provincial	2	0	0
	16	9	10

- An **11.1% increase** in Impaired/Over 80 offences in August 2023 compared to August 2022.
- Year-to-date a **35.6% increase** in Impaired/Exceed Offences in 2023 (118 incidents) compared to 2022 (87 incidents)

Administrative Drivers Licence Suspensions (ADLS)⁹



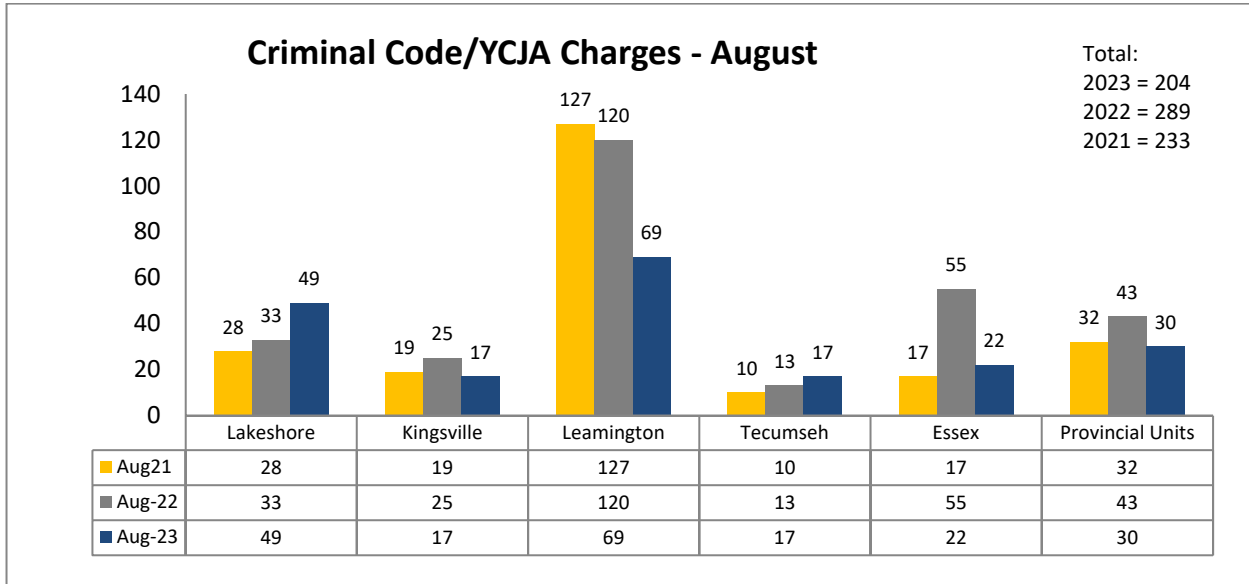
- A **23.1% increase** in ADLS suspensions in August 2023 compared to August 2022
- Year-to-date a **12.4% increase** in ADLS suspensions in 2023 (181 incidents) compared to 2022 (161 incidents)

⁸ Data Derived from the RMS 13Sep2023 Alcohol (UCR 9210, 9220, 9230, 9240, 9250, 9925)

⁹ Data Derived from Niche RMS 13Sep2023 Suspensions (UCR 8881.001, 002, 004, 006, 0011) - 3/7/30-day warn range, 7-day Stunt



Criminal Code Charges¹⁰



- A **29.4% decrease** in Criminal Code charges in August 2023 compared to August 2022
- Year-to-date a 26.2% increase in Criminal Code charges in 2023 (2,315) compared to 2022 (1,834)

Drug Offences¹¹

	August 2022			August 2023		
	Cannabis Control Act (Provincial)	CDSA	Cannabis Act (Federal)	Cannabis Control Act (Provincial)	CDSA	Cannabis Act (Federal)
Lakeshore	1	0	0	0	0	0
Kingsville	0	0	0	0	0	0
Leamington	0	7	0	0	5	0
Tecumseh	2	0	0	3	0	0
Essex	0	0	0	0	0	0
Provincial Units	2	2	0	0	0	0
Total Charges	5	9	0	3	5	0
	14			8		

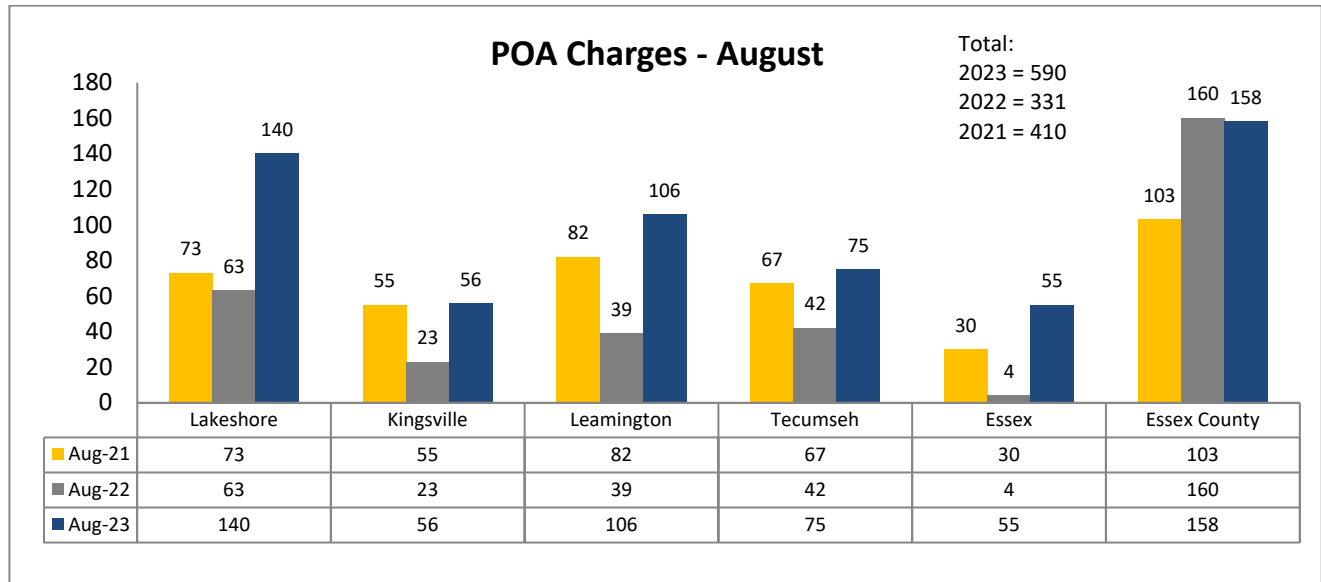
- A **42.9% decrease** in Drug Offences in August 2023 compared to August 2022
- Year-to-date a 45.5% increase in Drug Offences in 2023 (144 incidents) compared to 2022 (99 incidents)
- A CSCU drug trafficking investigation resulted in a search warrant executed on a Lutsch Ave, Leamington apartment. Several Schedule I substances, currency and electronic devices were seized valued at \$3,600. The 58 yr. old male resident was charged with Trafficking x3. Both females were charged with Possession of a Schedule I Substance.

¹⁰ Data Derived from Niche – Saved Search – Charge by Date 13Sep2023

¹¹ Data Derived from Niche – Saved Search Drug Offences 13Sep2023

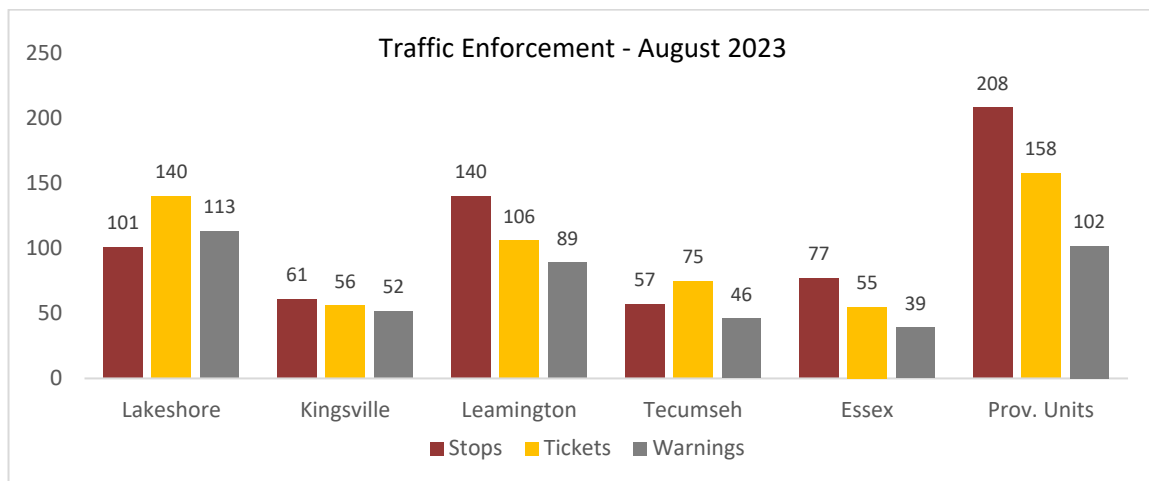


Provincial Offences¹²



- A **78.2% increase** in Provincial Offences in August 2023 compared to August 2022
- An average of **19.0 tickets/day in August 2023** compared to 10.7 tickets/day in August 2022
- Year-to-date, a 28.5% increase in Provincial Offences in 2023 (4,680) compared to 2022 (3,641)

Traffic Enforcement¹³



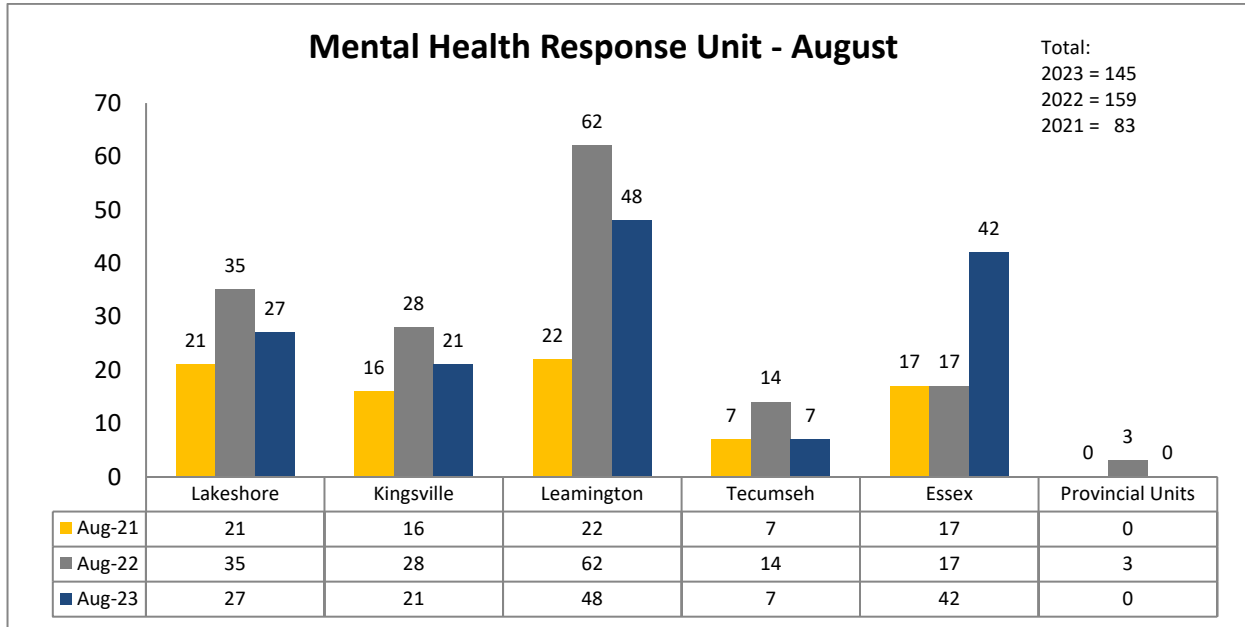
- An average of **20.8 recorded vehicle stops per day** (644 stops) in August 2023 compared to the 2022 average of 18.7 stops/day.

¹² Data Derived from Niche RMS and Historical Local Records 13Sep2023

¹³ Data Derived from Business Intelligence – CAD data 13Sep2023



MHRU Calls for Service¹⁴



- An **8.8% decrease** in MHRU calls in August 2023 compared to August 2022
- Year-to-date a 12.1% decrease in MHRU calls in 2023 (949) compared to 2022 (1,080)
- Youth Crisis Response Team (YMCRT) responded to **27 calls** in August 2023 and 220 calls year-to-date.

¹⁴ Data Derived from Niche 13Sep2023 Officer/Unit: 6E00MCRT



911 Misdial/Hang-up¹⁵

	Lakeshore	Kingsville	Leamington	Tecumseh	Essex	Provincial Unit	TOTAL
August	10	17	46	11	23	1	108

- A **25.6% increase** in 911 Misdial calls in August 2023 compared to August 2022 (86 Misdials)
- An average of **3.5 Misdials per day** in August 2023 compared to an average of 2.8 misdial calls in August 2022.

False Alarm¹⁶

	Lakeshore	Kingsville	Leamington	Tecumseh	Essex	Provincial Unit	TOTAL
August	59	42	48	42	18	0	209

- An **16.8% increase** in False Alarms in August 2023 compared to August 2022 (179 Alarms)
- An average of **6.7 Alarms per day** in August 2023 compared to an average of 5.8 in August 2022.

R.I.D.E.¹⁷

	Lakeshore	Kingsville	Leamington	Tecumseh	Essex	Provincial Unit	TOTAL
August	17	10	9	5	16	0	57

Foot Patrol Hours¹⁸

	Lakeshore	Kingsville	Leamington	Tecumseh	Essex	Provincial Unit	TOTAL
August	38	109	85	93	90	0	414

Bike =2 hrs

Auxiliary Service Hours¹⁹

	Lakeshore	Kingsville	Leamington	Tecumseh	Essex	Provincial Unit	TOTAL
August	0	0	75	21	6	232	334

¹⁵ Data Derived from Niche RMS by Occurrence Type 13Sep2023

¹⁶ Data Derived from Niche RMS by Occurrence Type 13Sep2023

¹⁷ Data Derived from Niche RMS Occurrence Type 13Sep2023

¹⁸ Data Derived from DAR 13Sep2023

¹⁹ Data Derived from DAR 13Sep2023



Notable Investigations

Lakeshore	<p>The Major Crime Unit investigated a mischief in which balloons filled with engine oil were lobbed into a yard causing significant damage to the house and lawn. The homeowner suspected a family member based upon a longstanding dispute. The balloons were seized from the scene and DNA collected from the rim of a balloon. The DNA sample was sent to CFS for analysis and returned to a male profile not currently in the databank. A warrant was subsequently obtained for the 64 yr. old suspect male's DNA. In August, CFS confirmed the DNA collected from a balloon belonged to the male suspect. He was subsequently arrested and charged with Mischief Over \$5,000.</p>
	<p>On officer on routine patrol conducted a traffic stop for "Unauthorized Use of Plates" under the Highway Traffic Act. The male driver provided verbal ID which the officer suspected was false. The officer reviewed the VIN on the vehicle and confirmed the driver to also be the registered owner. The 45 yr old driver was arrested after found to be breaching his curfew, his condition not to operate a motor vehicle and that he was not residing with his surety. A search of the vehicle located the male's ID and court documents as well as ID belonging to another male and counterfeit money. The male was charged with Obstruct Peace Officer, Fail to Comply with Release Order x3, Possess Break In Instruments, Possess Property Obtained by Crime, Possess Counterfeit Money and Possession of an Identity Document.</p>
	<p>In July and August, Essex County OPP investigated several residential B&Es and robberies in which a 39 yr. old female and 41 yr. old male were identified as persons of interest (POI). On August 19th, officers responded to a B&E in progress in which an occupant was confronted by a male with ski mask and bladed object. The male was observed fleeing in a dark Dodge Caravan with a rear Michigan licence plate. A vehicle matching the description was located a short time later as it entered Highway 401 and was stopped. The driver and passenger were identified as the male and female POIs in other B&Es. The vehicle was towed for unauthorized use of plates (HTA).</p> <p>CSCU members conducted follow-up, locating a jewelry box from the B&E in the grassy area off 401 and confirming the MI licence plates had been stolen. Members conducted surveillance located the pair in the City of Windsor operating a different vehicle. Both were arrested and charged with Robbery with a Weapon and Possession of Property Obtained by Crime. The male was additionally charged with Disguise with Intent and Drive While Prohibited.</p>
Kingsville	<p>On August 24th, officers responded to a commercial B&E in which 6 high-end bicycles, parts and accessories valued at roughly \$10,000 were stolen. Information was obtained that assisted CSCU members with their investigation. A Tele-warrant to Search was obtained overnight and executed the following morning. Three occupants were located inside the apartment on Remark Drive, along with the stolen property and small quantity of methamphetamine. Two males and a female aged, 39, 52 and 34 respectively were arrested and charged with Possession of Property Obtained by Crime.</p>
Leamington	<p>Officers responded to a frantic 911 call indicating a male had a knife. Officers quickly evacuated the other residents and contained the home. After some time, the male was deescalated and walked out to police where he was apprehended under the MHA. A subsequent investigation by the Major Crime unit resulted in the 38 yr. old male being charged with Assault with a Weapon x2, Possession of a Weapon for a Dangerous Purpose and Fail to Comply with Probation Order. He was held in custody.</p>