



Police Services Board Monthly Overview



Disclaimer: No part of this document is to be reproduced or distributed without the expressed written permission of the Ontario Provincial Police. This document has been prepared on internally developed data sources. All data is a snapshot in time and may differ from other recorded sources.



TABLE OF CONTENTS

Detachment Focus and Priorities	2
Top Calls for Service	3-4
Total Calls for Service Comparison	5
Violent Crime	6
Property Crime	6
Motor Vehicle Collisions.....	7
Impaired / Exceed Offences.....	8
Driver's License Suspensions	8
Criminal Code Charges	9
Drug Offences.....	9
Provincial Offences & Traffic Stops.....	10
Mental Health Response Unit	11
911 Misdialed	12
False Alarms	12
R.I.D.E.	12
Foot Patrol Hours	12
Auxiliary Service	12
Notable Investigations	13, 14

Prepared by:

Brian BENETEAU #13359
Essex County Detachment
Ontario Provincial Police
Brian.Beneteau@opp.ca



Detachment Focus and Priorities

The OPP's action planning process ensures compliance with the Adequacy and Effectiveness of Police Services Regulation (Adequacy Standards) filed as O. Reg. 3/99 in 1999.

Through assessment, analysis and consultation, the following areas of focus were identified for the next three years (2020 – 2022) in Essex County:

Crime:

- Reduce victimization from instances of sexual violence.
- Address & prevent property crime.
- Address & prevent illicit drug crime.
- Support victims of domestic abuse.
- Address the proliferation of illegal grow operations.

Traffic:

- Year-round focus on causal factors of motor vehicle collisions with a focus on (Big 4) Aggressive. Driving, Impaired Driving, Distracted Driving and Use of Seatbelts.
- Marine enforcement and security on local waterways.
- Streamline collision reporting.

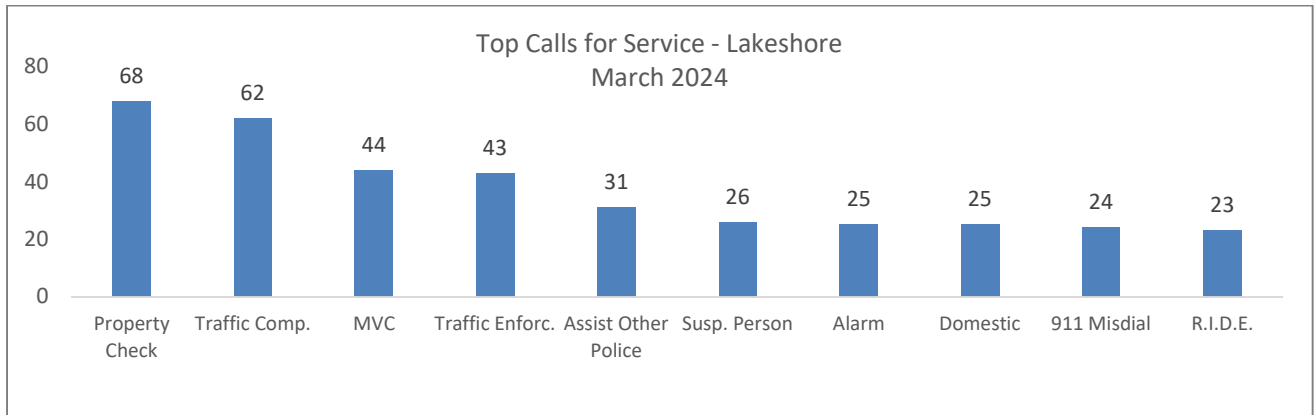
Other Policing Priorities:

- Develop transfer of care protocols with healthcare facilities.
- Identify co-response solutions for non-police-related demands for service.

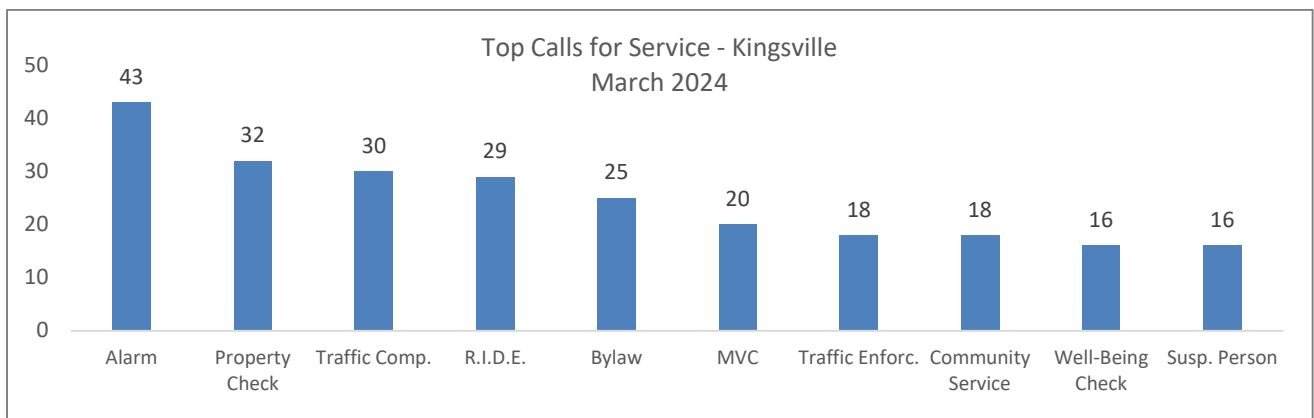


Top Calls for Service ¹


Lakeshore



Kingsville



Leamington

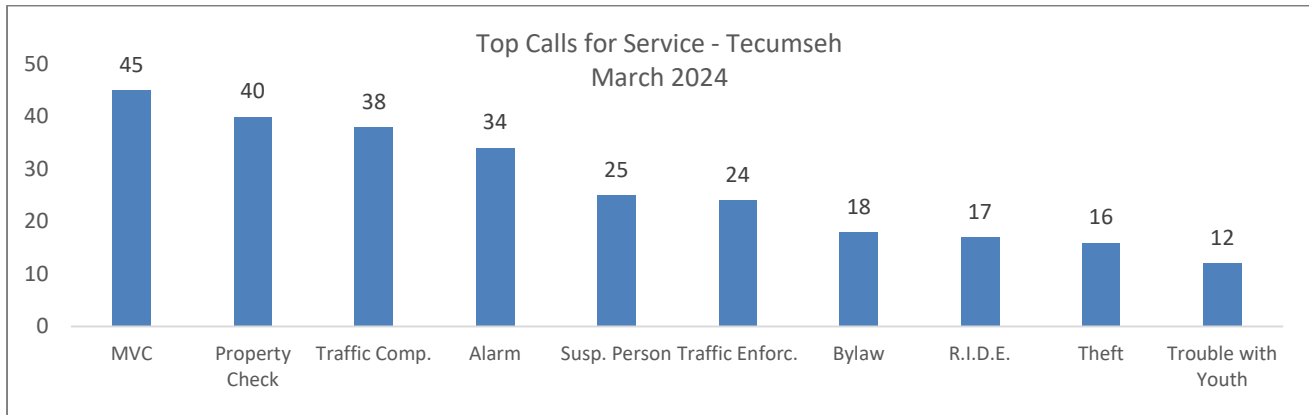


¹ Data Derived from Niche 8APR2024 Occurrence Type by Duty Icon.

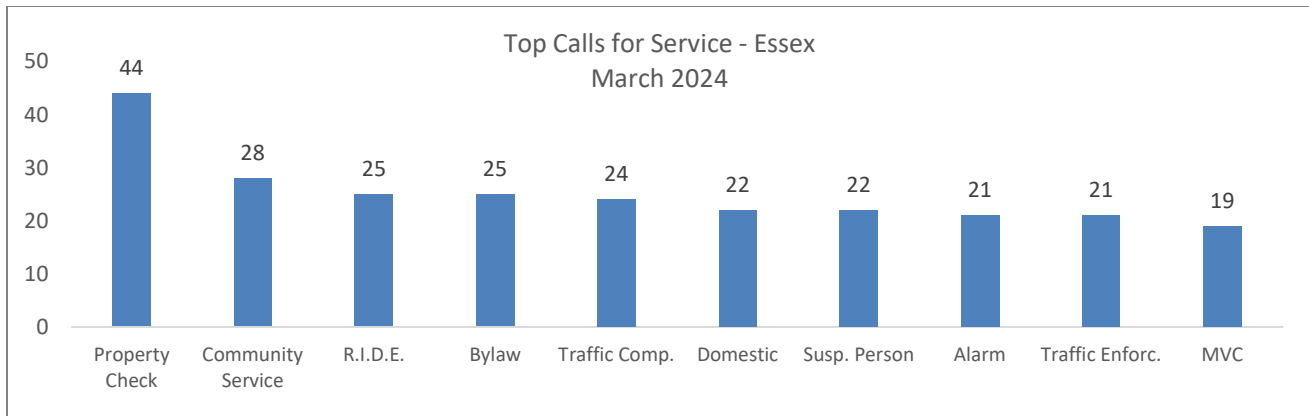


Top Calls for Service²

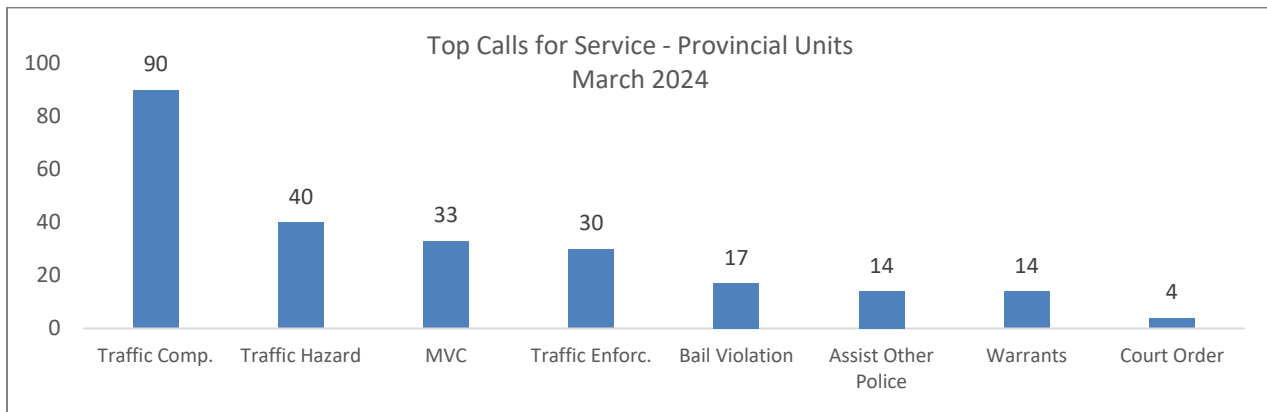
Tecumseh



Essex



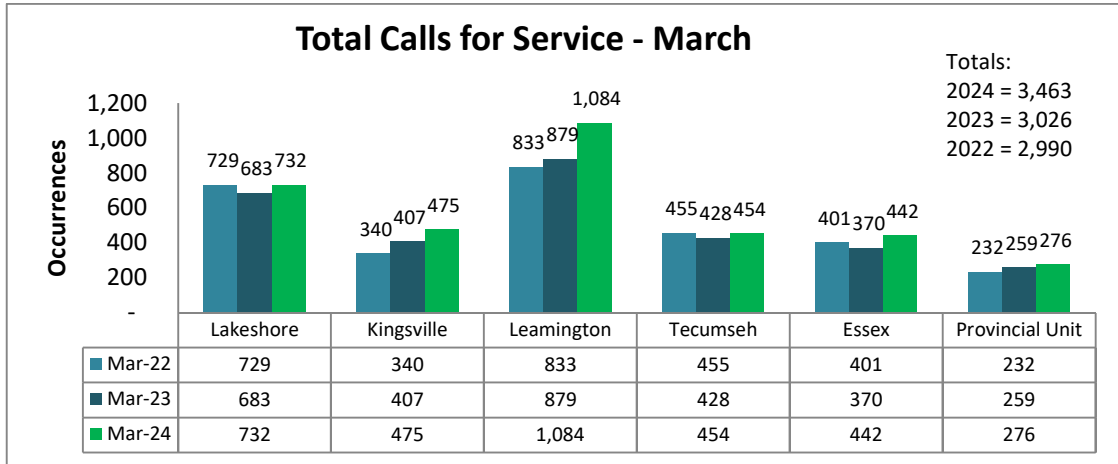
Provincial Units



² Data Derived from Niche 8APR2024 Occurrence Type by Duty Icon.



Calls for Service³

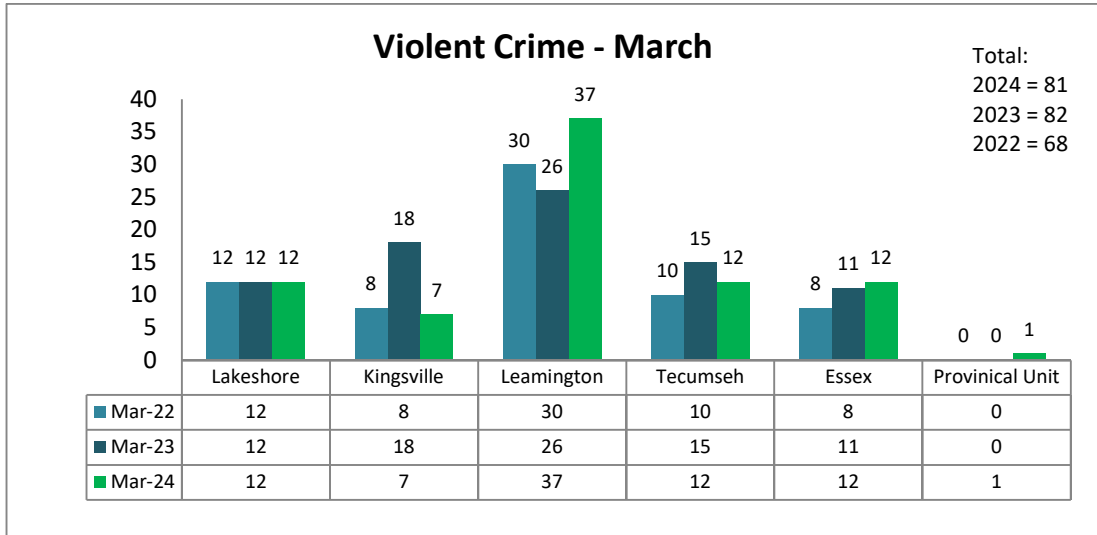


- A **14.4% increase** in Calls for Service in March 2024 compared to March 2023.
- Year-to-date, a **9.2% increase** in Calls for Service in 2024 (**9,882**) compared to 2023 (**9,052**).

³ Data Derived from Niche RMS 8APR2024 by Duty Icon 6E*.

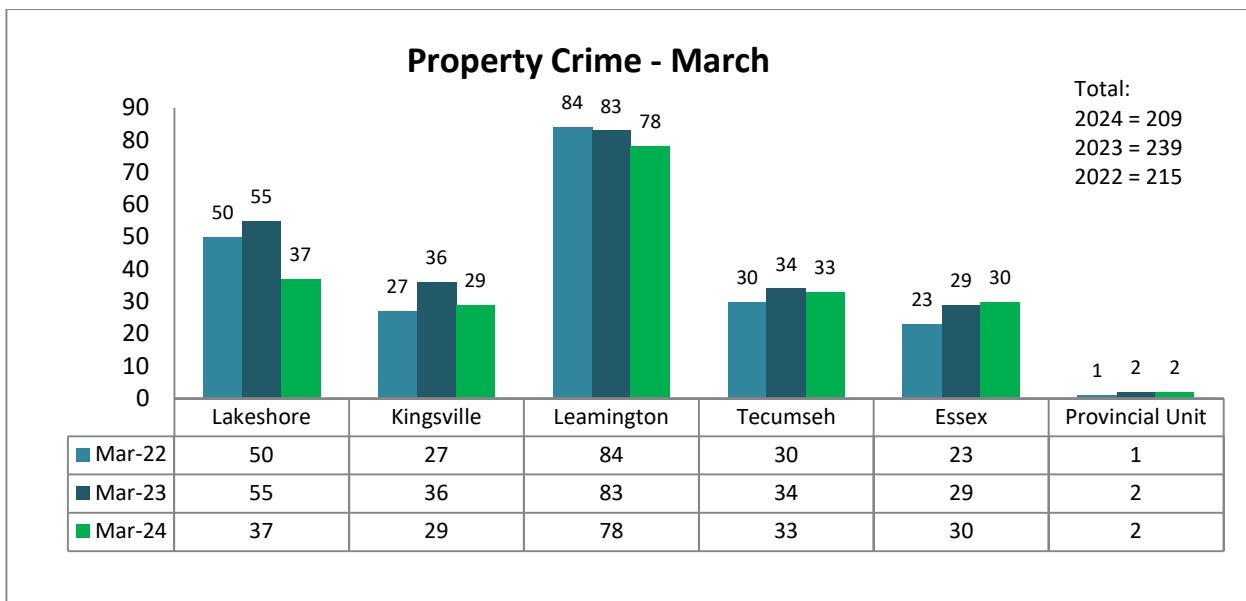


Violent Crime⁴



- A **1.2% decrease** in Violent Crime in March 2024 compared to March 2023. **Clearance Rate in 2024 = 80.7%.**
- Year-to-date, a **1.2% decrease** in Violent Crime in 2024 (**244**) compared to 2023 (**247**).

Property Crime⁵



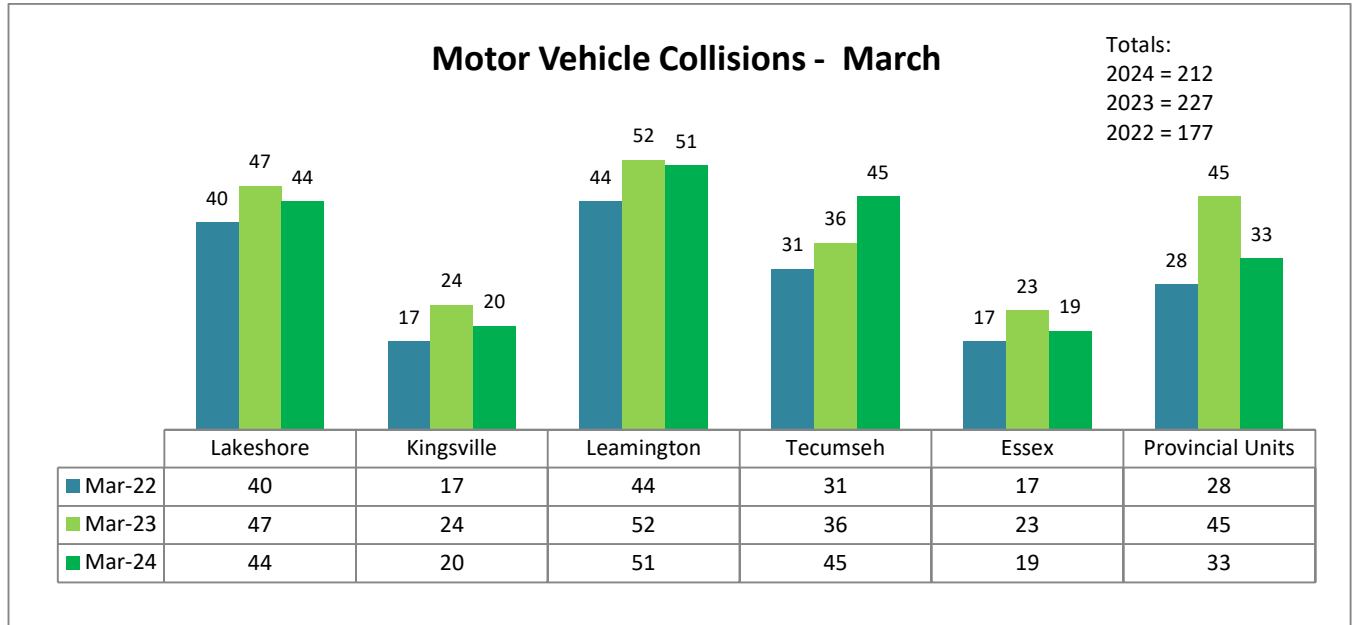
- A **12.6% decrease** in Property Crime in March 2024 compared to March 2023. **Clearance Rate in 2024 = 21%.**
- Year-to-date, a **9.5% decrease** in Property Crime in 2024 (**598**) compared to 2023 (**661**).

⁴ Data Derived from the BI Cube RMS 8APR2024 Violent Crime.

⁵ Data Derived from the BI Cube RMS 8APR2024 Property Crime.



Motor Vehicle Collisions⁶



- A **6.6% decrease** in MVCs in March 2024 compared to March 2023.
- **54 collisions (25.5%)** were diverted to the Collision Reporting Centre in March 2024.
- Year-to-date, a **14.5% increase** in MVCs in 2024 (**725**) compared to 2023 (**633**).

MVC Fatalities⁷

Year	Details	Annual Data
2021		9 collisions
2022		10 collisions
2023		6 collisions
2024		0 collisions

⁶ Data Derived from the RMS 8APR2024 Occurrence Type MVC.

⁷ Data Derived from eCRS 8APR2024 Fatal Injury.

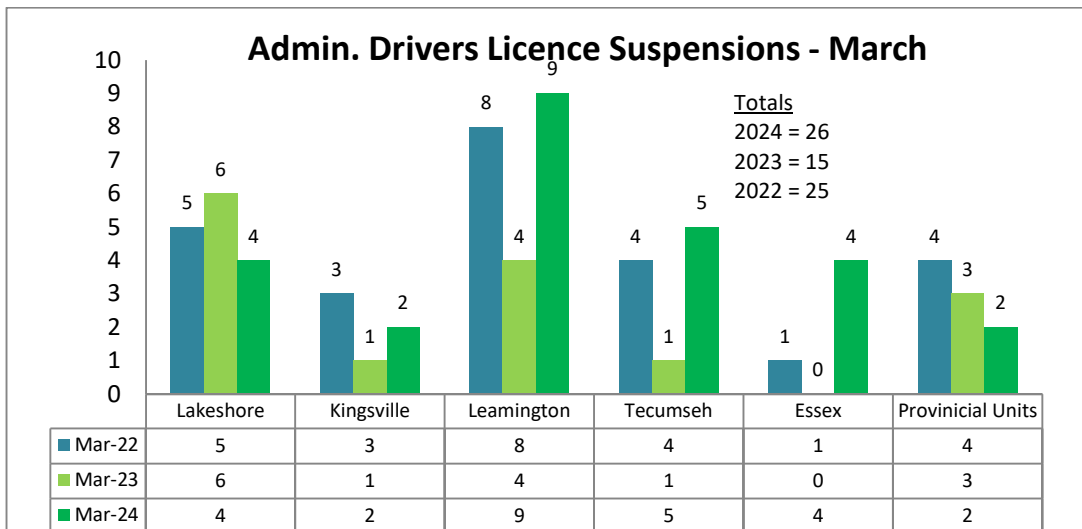
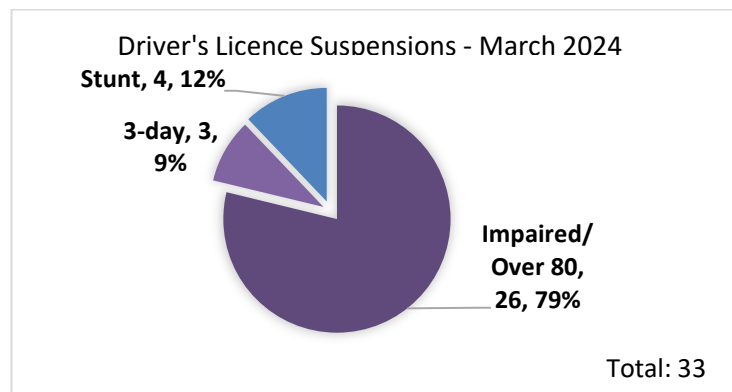


Impaired & Exceed Offences⁸

Contract Location	Mar 22	Mar 23	Mar 24
Lakeshore	2	4	4
Kingsville	2	1	2
Leamington	6	2	6
Tecumseh	1	0	4
Essex	1	0	2
Provincial Unit	2	2	1
Total	14	9	19

- A **111% increase** in Impaired/Over 80 offences in March 2024 compared to March 2023.
- Year-to-date, a **41% increase** in Impaired/Exceed Offences in 2024 (**55**) compared to 2023 (**39**).

Administrative Drivers Licence Suspensions (ADLS)⁹



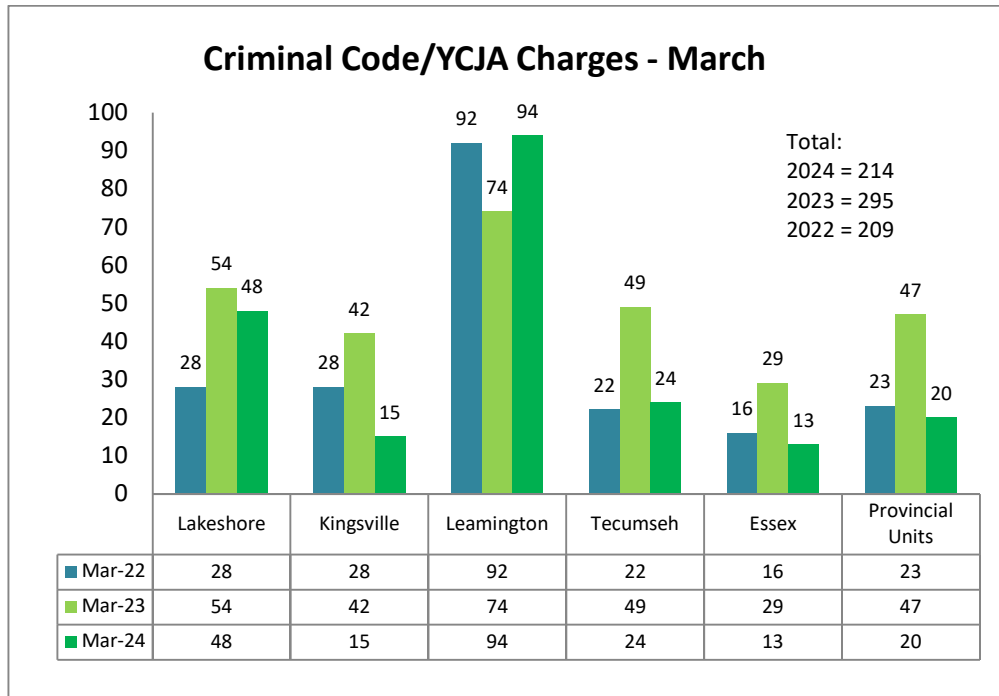
- A **73% increase** in ADLS suspensions in March 2024 compared to March 2023.
- Year-to-date, a **4.1% decrease** in ADLS suspensions in 2024 (**47**) compared to 2023 (**49**).

⁸ Data Derived from the RMS 8APR2024 Alcohol (UCR 9210, 9220, 9230).

⁹ Data Derived from Niche RMS 8APR2024 Suspensions (UCR 8881.001, 002, 004, 006, 0011) - 3/7/30-day warn range, 7-day Stunt.



Criminal Code Charges¹⁰



- A **27.5% decrease** in Criminal Code charges in March 2024 compared to March 2023.

Drug Offences¹¹

	Mar-23			Mar-24		
	Cannabis Control Act (Provincial)	CDSA	Cannabis Act (Federal)	Cannabis Control Act (Provincial)	CDSA	Cannabis Act (Federal)
Lakeshore	3	0	0	3	9	0
Kingsville	0	10	0	0	0	0
Leamington	0	1	0	3	3	0
Tecumseh	0	0	0	0	0	0
Essex	1	1	0	0	0	0
Prov. Units	1	0	0	1	0	0
Total Charges	5	12	0	7	12	0
	17			19		

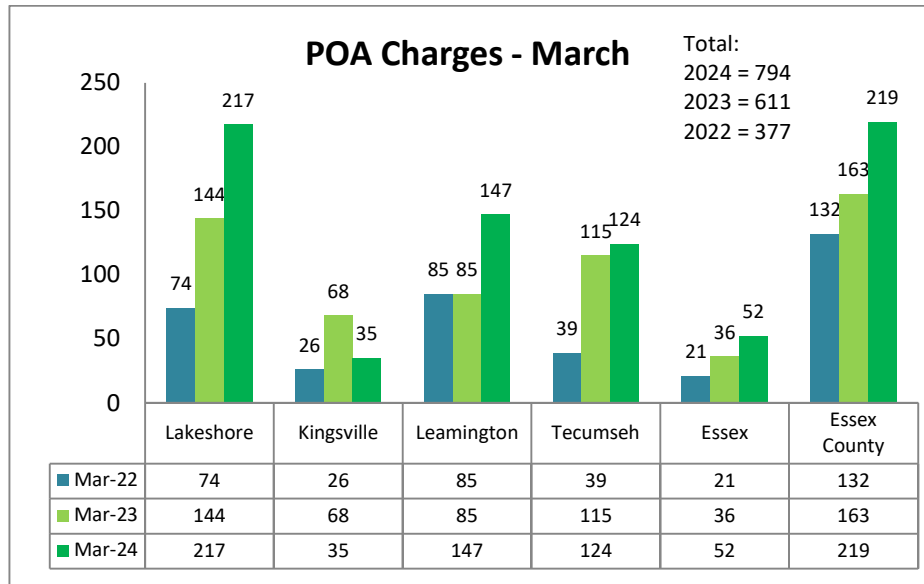
- An **11.8% increase** in Drug Offences in March 2024 compared to March 2023.

¹⁰ Data Derived from Niche – Saved Search – Charge by Date 8APR2024.

¹¹ Data Derived from Niche – Saved Search Drug Offences 8APR2024.



Provincial Offences¹²

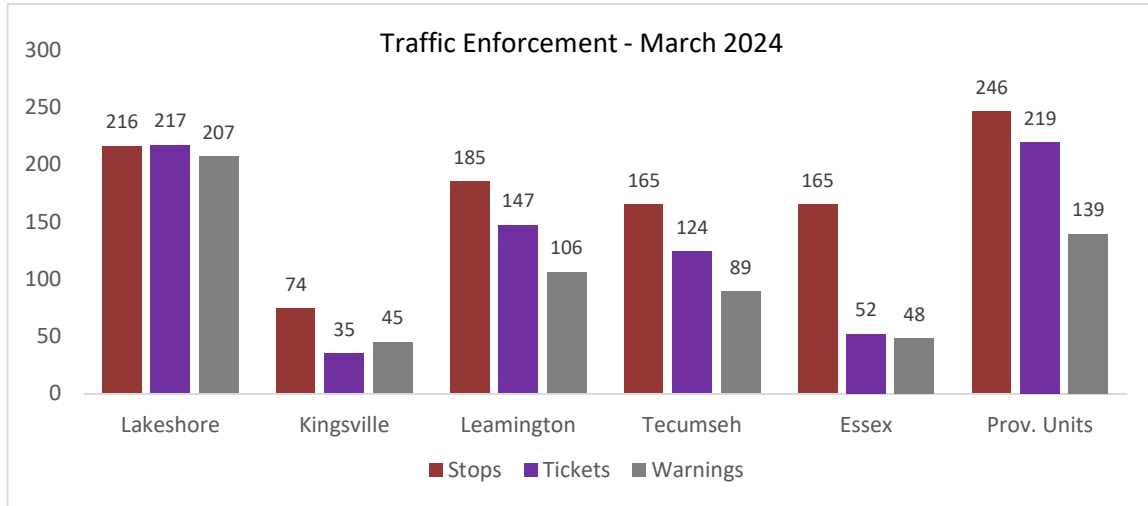


- A **30% increase** in Provincial Offences in March 2024 compared to March 2023.
- An average of **25.6 tickets/day** in March 2024 compared to **19.7 tickets/day** in March 2023.

¹² Data Derived from Niche RMS and Historical Local Records 8APR2024.

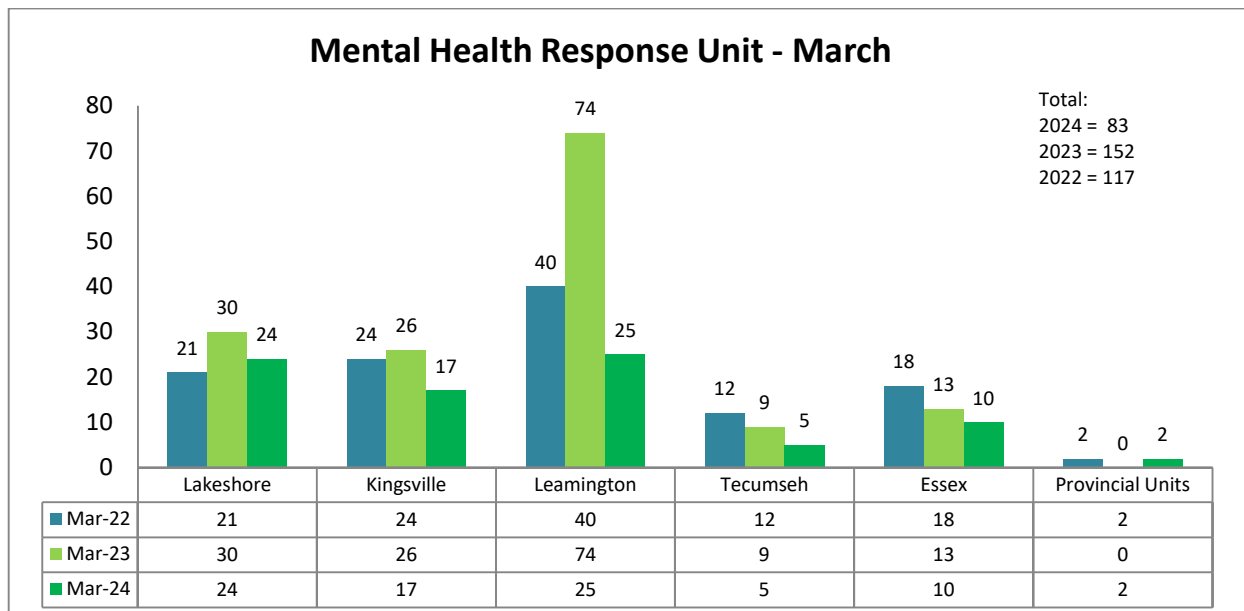


Traffic Enforcement¹³



- An average of **33.9 recorded vehicle stops/day** in March 2024.

MHRU Calls for Service¹⁴



- A **45.4% decrease** in MHRU calls in March 2024 compared to March 2023.
- Year-to-date, an **35.7% decrease** in MHRU calls in 2024 (**248**) compared to 2023 (**386**).
- Youth Crisis Response Team (YMCRT) responded to **25 calls** in March 2024 and **103 calls** year-to-date.

¹³ Data Derived from Business Intelligence – CAD data 8APR2024.

¹⁴ Data Derived from Niche 8APR2024 Officer/Unit: 6E00MCRT and 6EYMCRT.



911 Misdia/Hang-up¹⁵

	Lakeshore	Kingsville	Leamington	Tecumseh	Essex	Provincial Unit	TOTAL
March	24	15	21	5	6	0	71

- A **27.5% decrease** in 911 Misdia calls in March 2024 (**71**) compared to March 2023 (**98**).
- An average of **2.29 Misdia per day** in March 2024.

False Alarm¹⁶

	Lakeshore	Kingsville	Leamington	Tecumseh	Essex	Provincial Unit	TOTAL
March	25	43	49	34	21	0	172

- An **18.6% increase** in False Alarms in March 2024 (**172**) compared to March 2023 (**145**).
- An average of **5.5 Alarms per day** in March 2024.

R.I.D.E.¹⁷

	Lakeshore	Kingsville	Leamington	Tecumseh	Essex	Provincial Unit	TOTAL
March	23	29	30	17	25	2	126

Foot Patrol Hours¹⁸

	Lakeshore	Kingsville	Leamington	Tecumseh	Essex	Provincial Unit	TOTAL
March	59.75	157	65.5 (ATV 6.5)	85.5	83.5	0	451.25

Auxiliary Service Hours¹⁹

	Lakeshore	Kingsville	Leamington	Tecumseh	Essex	Provincial Unit	TOTAL
March	0	4	58.5	14	0	65.5	142

¹⁵ Data Derived from Niche RMS by Occurrence Type 8APR2024.

¹⁶ Data Derived from Niche RMS by Occurrence Type 8APR2024.

¹⁷ Data Derived from Niche RMS Occurrence Type 8APR2024.

¹⁸ Data Derived from DAR 8APR2024.

¹⁹ Data Derived from DAR 8APR2024.



Notable Investigations – Essex County OPP

1. In January 2024, members from the Essex County OPP Community Street Crime Unit began assisting the Niagara Regional Police Service with a drug overdose investigation. On the 21st of March 2024, members from the Niagara Regional Police Service, Essex County OPP Community Street Crime Unit and Essex County OPP ERT executed a search warrant at an address in Leamington. As a result of the warrant, police seized the following items: suspected MDMA and \$4,700.00 CAD. A Leamington resident was subsequently charged with the following offences: Trafficking – Oxycodone and Possession of Proceeds of Crime.



2. Throughout the month of March 2024, members from the Essex County OPP Community Street Crime Unit conducted an investigation in regards to a suspect trafficking drugs throughout Leamington. At the conclusion of the investigation, a search warrant was executed at a residence in Leamington which resulted in the seizure of the following items: Cocaine (valued at \$6,500.00), Psilocybin (valued at \$110.00), MDMA (valued at \$150.00), a cell phone and digital scales. Two Leamington residents were subsequently arrested and charged with Trafficking – Cocaine.



3. On the 27th of March 2024 just before 5:00am, members from the Lakeshore OPP Detachment were dispatched to a construction site in the area of the Water Pollution Control Plant for a break and enter in progress. Upon arrival, the suspect(s) had left the area and an investigation began. At the conclusion of the investigation, which



included witness interviews, reviewing video surveillance and the completion of a search warrant, two suspects were identified, arrested and subsequently charged with the following offences: Break and Enter, Possess Break in Instruments, Trafficking in Stolen Goods and Mischief.



4. On the 30th of March 2024 at approximately 4:30am, the complainants 2015 Cadillac ATS was stolen from the driveway of the residence in Kingsville. Officers from the Kingsville OPP Detachment, the Leamington OPP Detachment and the Community Street Crime Unit liaised with one another and the stolen vehicle was eventually located in Leamington with no one around. The OPP Ident unit processed the vehicle for evidence and the investigation is ongoing.