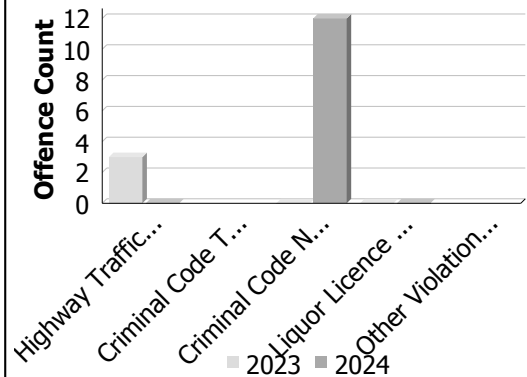


Police Services Board Report for Essex
Integrated Court Offence Network
January - 2024

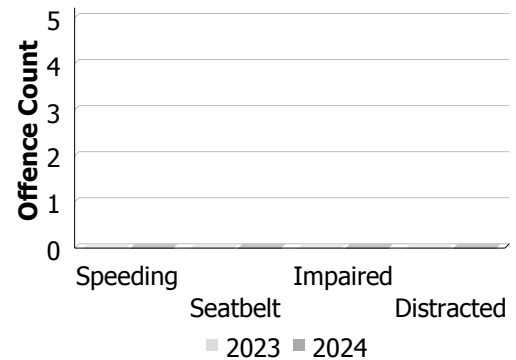
Criminal Code and Provincial Statute Charges Laid

Offence Count	January			Year to Date - January		
	2023	2024	% Change	2023	2024	% Change
Highway Traffic Act	3	0	-100.0%	3	0	-100.0%
Criminal Code Traffic	--	--	--	--	--	--
CCC Non-Traffic	--	--	--	--	--	--
Liquor Licence Act	0	0	--	0	0	--
Other Violations	--	--	--	--	--	--



Traffic Related Charges

Offence Count	January			Year to Date - January		
	2023	2024	% Change	2023	2024	% Change
Speeding	0	0	--	0	0	--
Seatbelt	0	0	--	0	0	--
Impaired	0	0	--	0	0	--
Distracted	0	0	--	0	0	--



Integrated Court Offence Network data is updated on a monthly basis: Data could be as much as a month and a half behind.

Data Utilized

- Ministry of Attorney General, Integrated Court Offence Network
- Integrated Court Offence Network Charge Business Intelligence Cube

Detachment: 6E - ESSEX COUNTY

Location code(s): 6E60 - ESSEX

Data source date:
Feb 13, 2024 3:58:45 PM

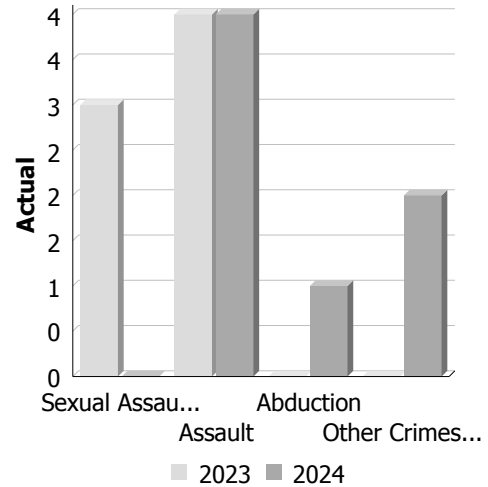
Report Generated by:
Pharand, Lise

Report Generated on:
Apr 10, 2024 11:06:33 AM
PP-CSC-Operational Planning-4300

Police Services Board Report for Essex
Records Management System
March - 2024

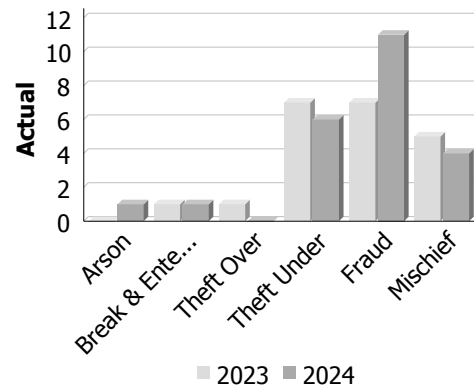
Violent Crime

Actual	March			Year to Date - March		
	2023	2024	% Change	2023	2024	% Change
Murder	0	0	--	0	0	--
Other Offences Causing Death	0	0	--	0	0	--
Attempted Murder	0	0	--	0	0	--
Sexual Assault	3	0	-100.0%	6	3	-50.0%
Assault	4	4	0.0%	8	11	37.5%
Abduction	0	1	--	0	1	--
Robbery	0	0	--	0	0	--
Other Crimes Against a Person	0	2	--	4	8	100.0%
Total	7	7	0.0%	18	23	27.8%



Property Crime

Actual	March			Year to Date - March		
	2023	2024	% Change	2023	2024	% Change
Arson	0	1	--	0	1	--
Break & Enter	1	1	0.0%	4	8	100.0%
Theft Over	1	0	-100.0%	4	10	150.0%
Theft Under	7	6	-14.3%	20	19	-5.0%
Have Stolen Goods	0	0	--	0	2	--
Fraud	7	11	57.1%	28	27	-3.6%
Mischief	5	4	-20.0%	10	10	0.0%
Total	21	23	9.5%	66	77	16.7%



Drug Crime

Actual	March			Year to Date - March		
	2023	2024	% Change	2023	2024	% Change
Possession	0	0	--	0	1	--
Trafficking	0	0	--	0	0	--
Importation and Production	0	0	--	0	0	--
Total	0	0	--	0	1	--



Clearance Rate

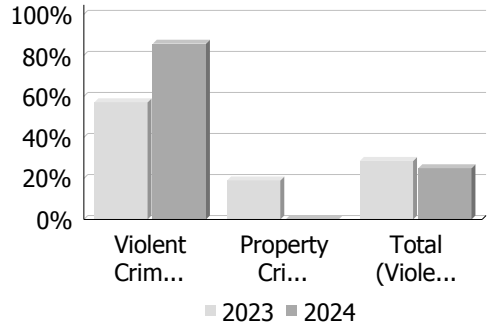
Detachment: 6E - ESSEX COUNTY
Location code(s): 6E60 - ESSEX
Data source date:
2024/04/06

Report Generated by:
Pharand, Lise

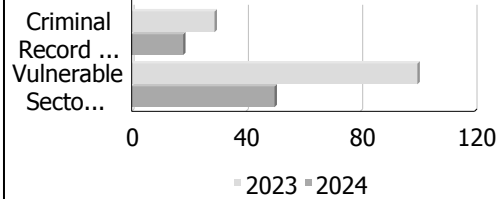
Report Generated on:
Apr 10, 2024 10:13:47 AM
PP-CSC-Operational Planning-4300

Police Services Board Report for Essex
Records Management System
March - 2024

Clearance Rate	March			Year to Date - March		
	2023	2024	Difference	2023	2024	Difference
Violent Crime	57.1%	85.7%	28.6%	77.8%	78.3%	0.5%
Property Crime	19.0%	0.0%	-19.0%	13.6%	5.2%	-8.4%
Drug Crime	--	--	--	--	0.0%	--
Total (Violent, Property & Drug)	28.6%	25.0%	-3.6%	29.1%	26.8%	-2.2%



Criminal Record and Vulnerable Sector Screening Checks						
Actual	March			Year to Date - March		
	2023	2024	% Change	2023	2024	% Change
Criminal Record Checks	29	18	-37.9%	78	54	-30.8%
Vulnerable Sector Screening Checks	100	50	-50.0%	262	183	-30.2%



Data contained within this report is dynamic in nature and numbers will change over time as the Ontario Provincial Police continue to investigate and solve crime.

Data Utilized

- Major Crimes
- Niche RMS All Offence Level Business Intelligence Cube

Detachment: 6E - ESSEX COUNTY
Location code(s): 6E60 - ESSEX
Data source date:
 2024/04/06

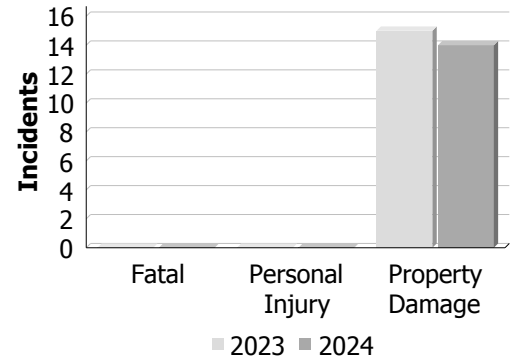
Report Generated by:
 Pharand, Lise

Report Generated on:
 Apr 10, 2024 10:13:47 AM
 PP-CSC-Operational Planning-4300

Police Services Board Report for Essex
Collision Reporting System
March - 2024

Motor Vehicle Collisions by Type

Incidents	March			Year to Date - March		
	2023	2024	% Change	2023	2024	% Change
Fatal	0	0	--	0	0	--
Personal Injury	0	0	--	3	3	0.0%
Property Damage	15	14	-6.7%	50	64	28.0%
Total	15	14	-6.7%	53	67	26.4%



Fatalities in Detachment Area

Incidents		March			Year to Date - March		
		2023	2024	% Change	2023	2024	% Change
Motor Vehicle Collision	Fatal Incidents	0	0	--	0	0	--
	Alcohol Related	0	0	--	0	0	--
Off-Road Vehicle	Fatal Incidents	0	0	--	0	0	--
	Alcohol Related	0	0	--	0	0	--
Motorized Snow Vehicle	Fatal Incidents	0	0	--	0	0	--
	Alcohol Related	0	0	--	0	0	--

Persons Killed	March			Year to Date - March		
	2023	2024	% Change	2023	2024	% Change
Motor Vehicle Collision	0	0	--	0	0	--
Off-Road Vehicle	0	0	--	0	0	--
Motorized Snow Vehicle	0	0	--	0	0	--

Data Utilized

- SQL online application reporting system – OPP CRS 2.3.09
- Collision Reporting System Business Intelligence Cube

Detachment: 6E - ESSEX
Location code(s): 6E60-ESSEX
Data source date:
 2024/04/09

Report Generated by:
 Pharand, Lise

Report Generated on:
 Apr 10, 2024 10:09:44 AM
 PP-CSC–Operational Planning-4300

Police Services Board Report for Essex
2024/Mar

Public Complaints	
Policy	0
Service	0
Conduct	0

Date information collected from Professional Standards Bureau Commander Reports: 2024-04-10

Data Source

Ontario Provincial Police, Professional Standards Bureau Commander Reports

- Includes all public policy, service and conduct complaints submitted to the Office of the Independent Police Review Director (OIPRD)

Secondary Employment
P/C Joe Meloche - Volunteer Fire Fighter with Essex Fire Services// P/C Neal Huber - Operates a family farm

Daily Activity Reporting Patrol Hours	
Total Hours	2024/Mar
Number of Cruiser Patrol Hours	0.00
Number of Motorcycle Patrol Hours	0.00
Number of Marine Patrol Hours	0.00
Number of ATV Patrol Hours	0.00
Number of Snowmobile Patrol Hours	0.00
Number of Bicycle Patrol Hours	0.00
Number of Foot Patrol Hours	0.00
Number of School Patrol Hours	0.00

Data source (Daily Activity Reporting System) date: 2024/03/01

Detachment: 6E - ESSEX COUNTY

Location code(s): 6E60 - ESSEX

Report Generated by:
Pharand, Lise

Report Generated on:
Apr 10, 2024 10:01:11 AM
PP-CSC-Operational Planning-4300