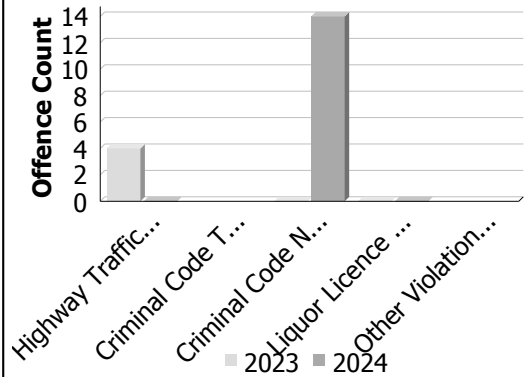


**Police Services Board Report for Essex  
Integrated Court Offence Network  
July - 2024**

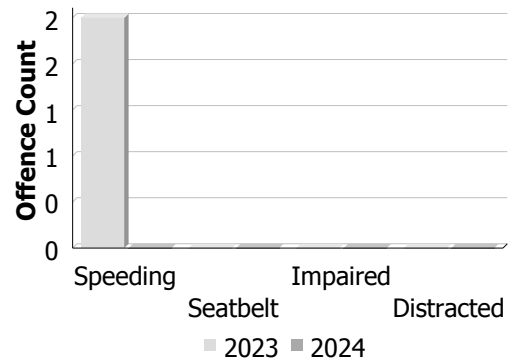
**Criminal Code and Provincial Statute Charges Laid**

Offence Count	July			Year to Date - July		
	2023	2024	% Change	2023	2024	% Change
Highway Traffic Act	4	0	-100.0%	24	6	-75.0%
Criminal Code Traffic	--	--	--	--	--	--
CCC Non-Traffic	--	--	--	--	--	--
Liquor Licence Act	0	0	--	0	0	--
Other Violations	--	--	--	--	--	--



**Traffic Related Charges**

Offence Count	July			Year to Date - July		
	2023	2024	% Change	2023	2024	% Change
Speeding	2	0	-100.0%	3	0	-100.0%
Seatbelt	0	0	--	0	0	--
Impaired	0	0	--	0	0	--
Distracted	0	0	--	0	0	--



Integrated Court Offence Network data is updated on a monthly basis: Data could be as much as a month and a half behind.

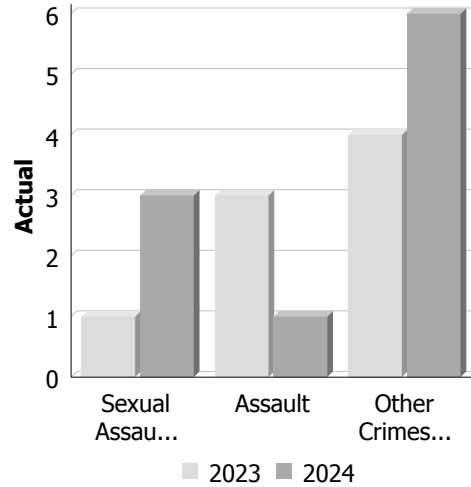
**Data Utilized**

- Ministry of Attorney General, Integrated Court Offence Network
- Integrated Court Offence Network Charge Business Intelligence Cube

**Police Services Board Report for Essex  
Records Management System  
September - 2024**

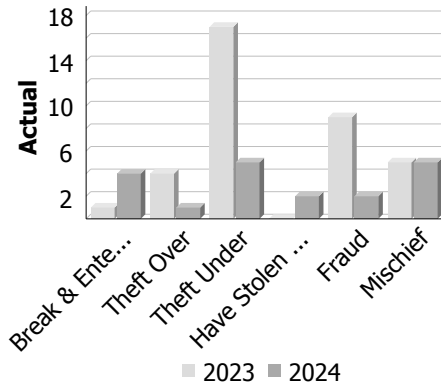
**Violent Crime**

Actual	September			Year to Date - September		
	2023	2024	% Change	2023	2024	% Change
Murder	0	0	--	1	5	400.0%
Other Offences Causing Death	0	0	--	0	0	--
Attempted Murder	0	0	--	0	0	--
Sexual Assault	1	3	200.0%	12	9	-25.0%
Assault	3	1	-66.7%	35	38	8.6%
Abduction	0	0	--	0	1	--
Robbery	0	0	--	2	0	-100.0%
Other Crimes Against a Person	4	6	50.0%	16	31	93.8%
<b>Total</b>	<b>8</b>	<b>10</b>	<b>25.0%</b>	<b>66</b>	<b>84</b>	<b>27.3%</b>



**Property Crime**

Actual	September			Year to Date - September		
	2023	2024	% Change	2023	2024	% Change
Arson	0	0	--	0	1	--
Break & Enter	1	4	300.0%	17	35	105.9%
Theft Over	4	1	-75.0%	23	22	-4.3%
Theft Under	17	5	-70.6%	74	63	-14.9%
Have Stolen Goods	0	2	--	3	10	233.3%
Fraud	9	2	-77.8%	71	73	2.8%
Mischief	5	5	0.0%	36	47	30.6%
<b>Total</b>	<b>36</b>	<b>19</b>	<b>-47.2%</b>	<b>224</b>	<b>251</b>	<b>12.1%</b>

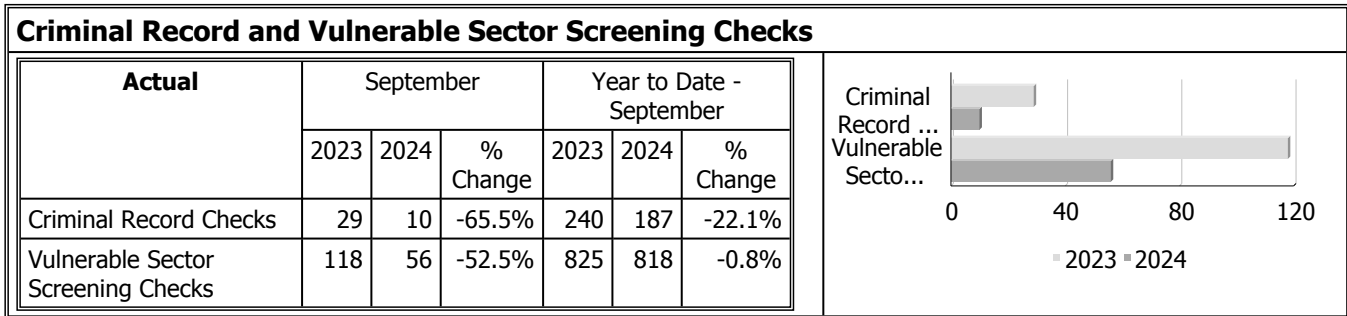
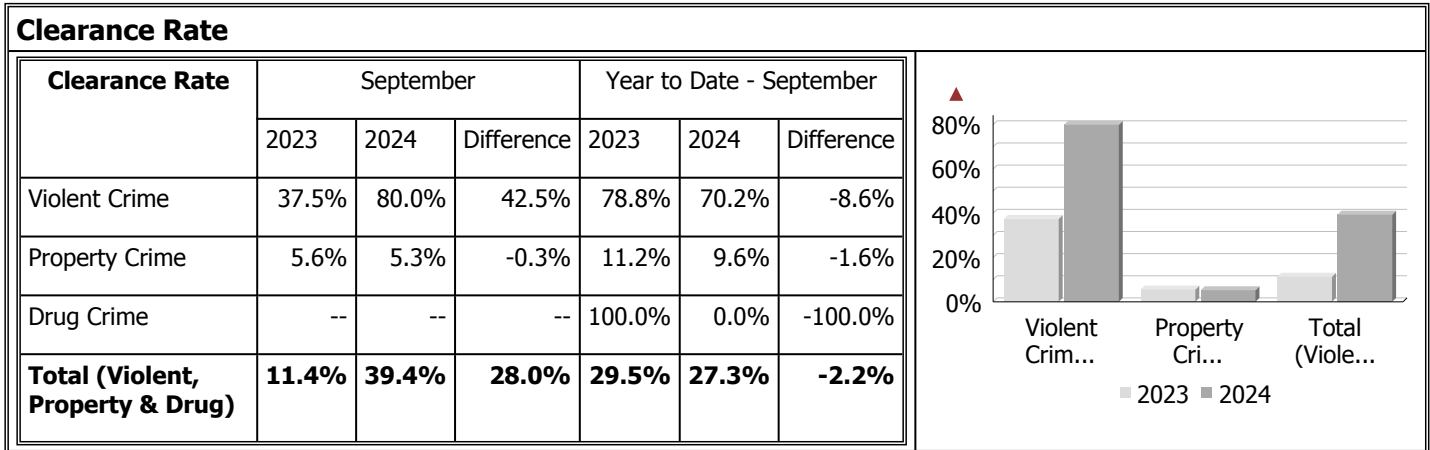


**Drug Crime**

Actual	September			Year to Date - September		
	2023	2024	% Change	2023	2024	% Change
Possession	0	0	--	3	1	-66.7%
Trafficking	0	0	--	0	0	--
Importation and Production	0	0	--	0	0	--
<b>Total</b>	<b>0</b>	<b>0</b>	<b>--</b>	<b>3</b>	<b>1</b>	<b>-66.7%</b>



**Police Services Board Report for Essex  
Records Management System  
September - 2024**



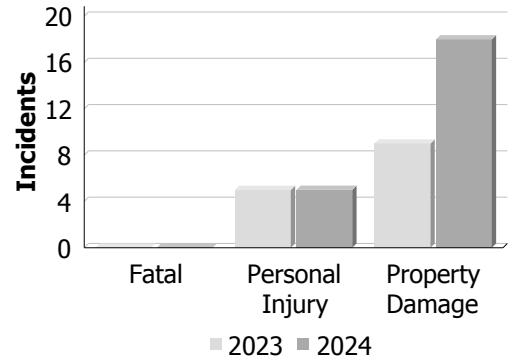
Data contained within this report is dynamic in nature and numbers will change over time as the Ontario Provincial Police continue to investigate and solve crime.

**Data Utilized**

- Major Crimes
- Niche RMS All Offence Level Business Intelligence Cube

**Police Services Board Report for Essex  
Collision Reporting System  
September - 2024**

<b>Motor Vehicle Collisions by Type</b>						
Incidents	September			Year to Date - September		
	2023	2024	% Change	2023	2024	% Change
Fatal	0	0	--	0	0	--
Personal Injury	5	5	0.0%	17	17	0.0%
Property Damage	9	18	100.0%	134	153	14.2%
<b>Total</b>	<b>14</b>	<b>23</b>	<b>64.3%</b>	<b>151</b>	<b>170</b>	<b>12.6%</b>



<b>Fatalities in Detachment Area</b>							
Incidents		September			Year to Date - September		
		2023	2024	% Change	2023	2024	% Change
Motor Vehicle Collision	Fatal Incidents	0	0	--	0	0	--
	Alcohol Related	0	0	--	0	0	--
Off-Road Vehicle	Fatal Incidents	0	0	--	0	0	--
	Alcohol Related	0	0	--	0	0	--
Motorized Snow Vehicle	Fatal Incidents	0	0	--	0	0	--
	Alcohol Related	0	0	--	0	0	--
Persons Killed		September			Year to Date - September		
		2023	2024	% Change	2023	2024	% Change
Motor Vehicle Collision		0	0	--	0	0	--
Off-Road Vehicle		0	0	--	0	0	--
Motorized Snow Vehicle		0	0	--	0	0	--

**Data Utilized**

- SQL online application reporting system – OPP CRS 2.3.09
- Collision Reporting System Business Intelligence Cube

**Detachment:** 6E - ESSEX  
**Location code(s):** 6E60-ESSEX  
**Data source date:**  
 2024/10/09

**Report Generated by:**  
 Pharand, Lise

**Report Generated on:**  
 Oct 10, 2024 9:42:35 AM  
 PP-CSC-Operational Planning-4300



**Windsor & Essex County Crime Stoppers**  
Police Coordinator Report  
September 1<sup>st</sup> – 30<sup>th</sup>, 2024

## Overview

Crime Stoppers exists to provide a means for the public to pass along anonymous information that assists in solving crimes, recovering stolen property, seizing illegal drugs, and locating those for whom there is an outstanding warrant of arrest. Locally, the program is operated jointly as Windsor-Essex County Crime Stoppers and has the responsibility to receive and disseminate information to all law enforcement agencies within Essex County.

## AM800

“Crime of the Week” report with AM800 radio recorded every Monday which airs every Tuesday morning and afternoon.

- September 3<sup>rd</sup>– Robbery in Windsor West-End- W.P.S.
- September 10<sup>th</sup>– Prowler in Windsor East-End- W.P.S.
- September 17<sup>th</sup>– Graffiti at Lakeshore School- O.P.P.
- September 24<sup>th</sup>– Stolen Propeller in Leamington- O.P.P.

## St. Clair College-Media Plex and Radio CJAM FM 99.1

- Recorded weekly – Crime of the Week on hold until October

## CTV News

- Stolen Propeller – O.P.P. to be featured the first week of October

## Social Media

- Daily/Weekly Facebook, Twitter and Instagram posts

## Crime Stoppers Upcoming Calendar

- October 12<sup>th</sup> Stuff A Cruiser- LaSalle Zehrs 11am-6pm
- October 22<sup>nd</sup> Crime Stoppers Zone Meeting in Simcoe
- October 26<sup>th</sup> Broomsticks & Brushes, Tecumseh Mall

This statistical report is reflective of September 1<sup>st</sup> – 30<sup>th</sup>, 2024.

Crime Stoppers tip information was distributed to the following agencies during this period.

Windsor Police Service  
WPS - Amherstburg Detachment  
Ontario Provincial Police  
LaSalle Police Service  
Ministry of Revenue and Finance  
Windsor & Essex County Health Unit- Tobacco Enforcement  
CBSA  
ROPE  
Windsor Police Criminal Intelligence Unit – Cannabis Enforcement

### **Attached documents include:**

Police Coordinators Report  
Monthly Statistical Report  
Tip Summary Report

### **This Report was Prepared By:**

Constable Lauren Brisco – Windsor Police Service

*TOTAL POPULATION REPRESENTED – 398,718 (2019 CENSUS)*

*POPULATION (CITY) – 217,188*

*POPULATION (COUNTY) – 126,314*

*POPULATION (LASALLE) – 33,180*

*POPULATION (AMHERSTBURG) – 22,036*

*\*\*SI on Statistical Report is “Since Inception” – 1985*



# Windsor - Essex County Crime Stoppers - Statistical Report

Filter Date: October 2024    Run Date: 2024/10/01

Statistic	Jan	Feb	Mar	Apr	May	Jun	Jul	Aug	Sep	Oct	Nov	Dec
Tips Received	131	123	139	167	130	113	112	139	125	1	0	0
Tip Follow-ups	84	96	132	131	145	117	96	72	103	1	0	0
Arrests	11	2	1	14	6	0	21	0	4	0	0	0
Cases Cleared	11	8	1	7	5	0	0	0	4	0	0	0
Charges Laid	23	38	16	34	12	0	0	0	19	0	0	0
Fugitives	0	0	0	0	0	0	0	0	0	0	0	0
Administrative Discipline	0	0	0	0	0	0	0	0	0	0	0	0
# of Rewards Approved	5	7	2	4	3	4	6	0	3	0	0	0
Rewards Approved	\$450	\$1,650	\$950	\$1,200	\$850	\$800	\$1,900	\$0	\$600	\$0	\$0	\$0
# of Rewards Paid	1	0	0	0	1	0	1	0	1	0	0	0
Rewards Paid	\$100	\$0	\$0	\$0	\$350	\$0	\$650	\$0	\$100	\$0	\$0	\$0
# of Weapons Recovered	0	1	3	0	0	0	0	0	0	0	0	0
# of Vehicles Recovered	0	3	0	1	0	0	0	0	0	0	0	0
Property Recovered	\$0	\$155,000	\$0	\$8,300	\$0	\$0	\$2,000	\$0	\$0	\$0	\$0	\$0
Cash Recovered	\$0	\$6	\$970	\$7,486	\$0	\$0	\$500	\$0	\$0	\$0	\$0	\$0
Drugs Seized	\$145,520	\$100	\$4,625	\$125,245	\$0	\$0	\$365,152	\$0	\$0	\$0	\$0	\$0
Total Recovered	\$145,520	\$155,106	\$5,595	\$141,031	\$0	\$0	\$367,652	\$0	\$0	\$0	\$0	\$0

Statistic	Q1	Q2	Q3	Q4	YTD	SI
Tips Received	393	410	376	1	1,180	62,887
Tip Follow-ups	312	393	271	1	977	22,394
Calls Received	0	0	0	0	0	3,138
Arrests	14	20	25	0	59	7,172
Cases Cleared	20	12	4	0	36	10,484
Charges Laid	77	46	19	0	142	10,539
Fugitives	0	0	0	0	0	625
Administrative Discipline	0	0	0	0	0	3
# of Rewards Approved	14	11	9	0	34	1,928
Rewards Approved	\$3,050	\$2,850	\$2,500	\$0	\$8,400	\$1,279,360
# of Rewards Paid	1	1	2	0	4	976
Rewards Paid	\$100	\$350	\$750	\$0	\$1,200	\$835,452
# of Weapons Recovered	4	0	0	0	4	558
# of Vehicles Recovered	3	1	0	0	4	38
Property Recovered	\$155,000	\$8,300	\$2,000	\$0	\$165,300	\$13,731,473
Cash Recovered	\$976	\$7,486	\$500	\$0	\$8,962	\$617,071
Drugs Seized	\$150,245	\$125,245	\$365,152	\$0	\$640,642	\$120,394,734
Total Recovered	\$306,221	\$141,031	\$367,652	\$0	\$814,904	\$134,743,278



# Windsor - Essex County Crime Stoppers Tip Summary Report

Created Date: 2024/09/01 to 2024/09/30

Offense Type	Count
Animal Cruelty	0
Arson	5
Assault	5
Attempt Murder	0
Breach of Condition	3
Break and Enter	5
By Law	0
Child Abuse	1
COVID-19	0
Cybercrime	1
Disqualified Driving	1
Drugs	40
Elder Abuse	0
Fraud	4
Highway Traffic Act	6
Hit and Run / Fail to Remain	2
Homicide	0
Human Smuggling	1
Human Trafficking	2
Illegal Cigarettes	0

Immigration	1
Impaired Driver	0
Indecent Act	0
Liquor (sales to minors, sales without licence)	0
Mischief	0
Missing Person	1
Motor Vehicle Collision	0
Possession of Stolen Property	1
Prostitution/Morality	1
Repeat Impaired Driver	0
Robbery	4
Sexual Assault	0
Stolen Vehicle	1
Suspended Driver	1
Suspicious Activity	5
Terrorism	0
Test Tip	0
Theft	7
Threats	3
Warrant	6
Weapons	8
<i>Other</i>	8
<i>Unknown</i>	5
<b>Total</b>	<b>128</b>