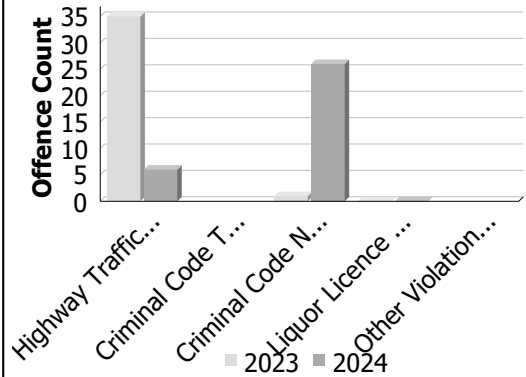


**Police Services Board Report for Tecumseh
Integrated Court Offence Network
August - 2024**

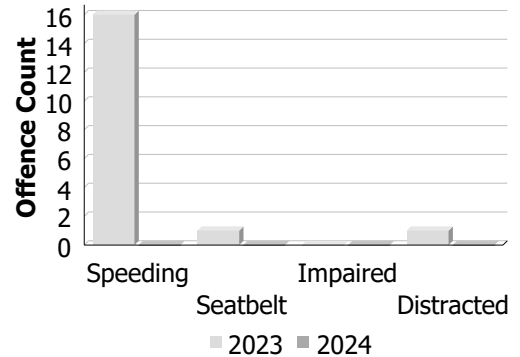
Criminal Code and Provincial Statute Charges Laid

Offence Count	August			Year to Date - August		
	2023	2024	% Change	2023	2024	% Change
Highway Traffic Act	35	6	-82.9%	159	32	-79.9%
Criminal Code Traffic	--	--	--	--	--	--
CCC Non-Traffic	--	--	--	--	--	--
Liquor Licence Act	0	0	--	0	0	--
Other Violations	--	--	--	--	--	--



Traffic Related Charges

Offence Count	August			Year to Date - August		
	2023	2024	% Change	2023	2024	% Change
Speeding	16	0	-100.0%	57	7	-87.7%
Seatbelt	1	0	-100.0%	1	0	-100.0%
Impaired	0	0	--	0	0	--
Distracted	1	0	-100.0%	3	0	-100.0%



Integrated Court Offence Network data is updated on a monthly basis: Data could be as much as a month and a half behind.

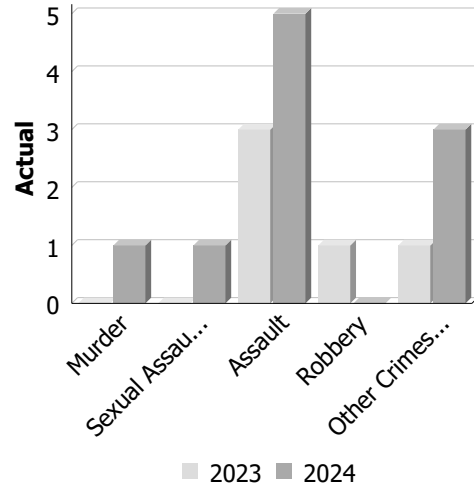
Data Utilized

- Ministry of Attorney General, Integrated Court Offence Network
- Integrated Court Offence Network Charge Business Intelligence Cube

**Police Services Board Report for Tecumseh
Records Management System
October - 2024**

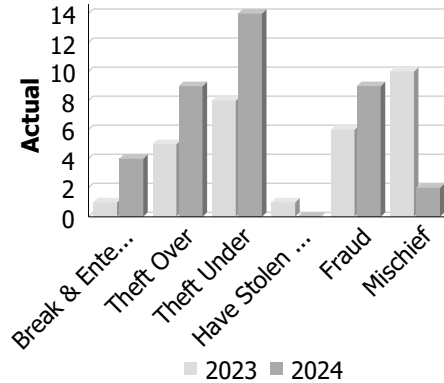
Violent Crime

Actual	October			Year to Date - October		
	2023	2024	% Change	2023	2024	% Change
Murder	0	1	--	0	1	--
Other Offences Causing Death	0	0	--	0	0	--
Attempted Murder	0	0	--	0	0	--
Sexual Assault	0	1	--	8	10	25.0%
Assault	3	5	66.7%	49	42	-14.3%
Abduction	0	0	--	0	1	--
Robbery	1	0	-100.0%	1	1	0.0%
Other Crimes Against a Person	1	3	200.0%	14	25	78.6%
Total	5	10	100.0%	72	80	11.1%



Property Crime

Actual	October			Year to Date - October		
	2023	2024	% Change	2023	2024	% Change
Arson	0	0	--	2	0	-100.0%
Break & Enter	1	4	300.0%	34	29	-14.7%
Theft Over	5	9	80.0%	37	52	40.5%
Theft Under	8	14	75.0%	136	135	-0.7%
Have Stolen Goods	1	0	-100.0%	5	3	-40.0%
Fraud	6	9	50.0%	76	93	22.4%
Mischief	10	2	-80.0%	62	52	-16.1%
Total	31	38	22.6%	352	364	3.4%



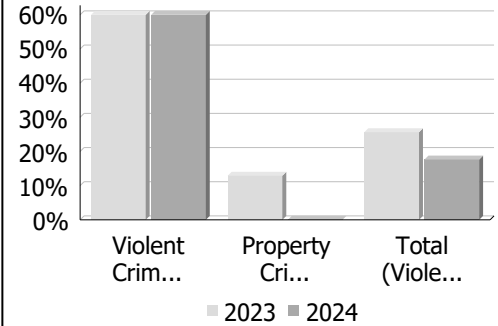
Drug Crime

Actual	October			Year to Date - October		
	2023	2024	% Change	2023	2024	% Change
Possession	0	0	--	3	0	-100.0%
Trafficking	0	0	--	1	2	100.0%
Importation and Production	0	0	--	0	0	--
Total	0	0	--	4	2	-50.0%

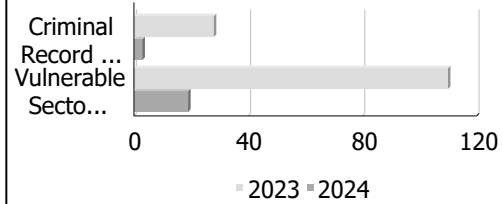


**Police Services Board Report for Tecumseh
Records Management System
October - 2024**

Clearance Rate						
Clearance Rate	October			Year to Date - October		
	2023	2024	Difference	2023	2024	Difference
Violent Crime	60.0%	60.0%	0.0%	79.2%	80.0%	0.8%
Property Crime	12.9%	0.0%	-12.9%	17.0%	12.9%	-4.1%
Drug Crime	--	--	--	100.0%	50.0%	-50.0%
Total (Violent, Property & Drug)	25.6%	17.6%	-8.0%	31.9%	27.2%	-4.7%



Criminal Record and Vulnerable Sector Screening Checks						
Actual	October			Year to Date - October		
	2023	2024	% Change	2023	2024	% Change
Criminal Record Checks	28	3	-89.3%	343	253	-26.2%
Vulnerable Sector Screening Checks	110	19	-82.7%	985	977	-0.8%

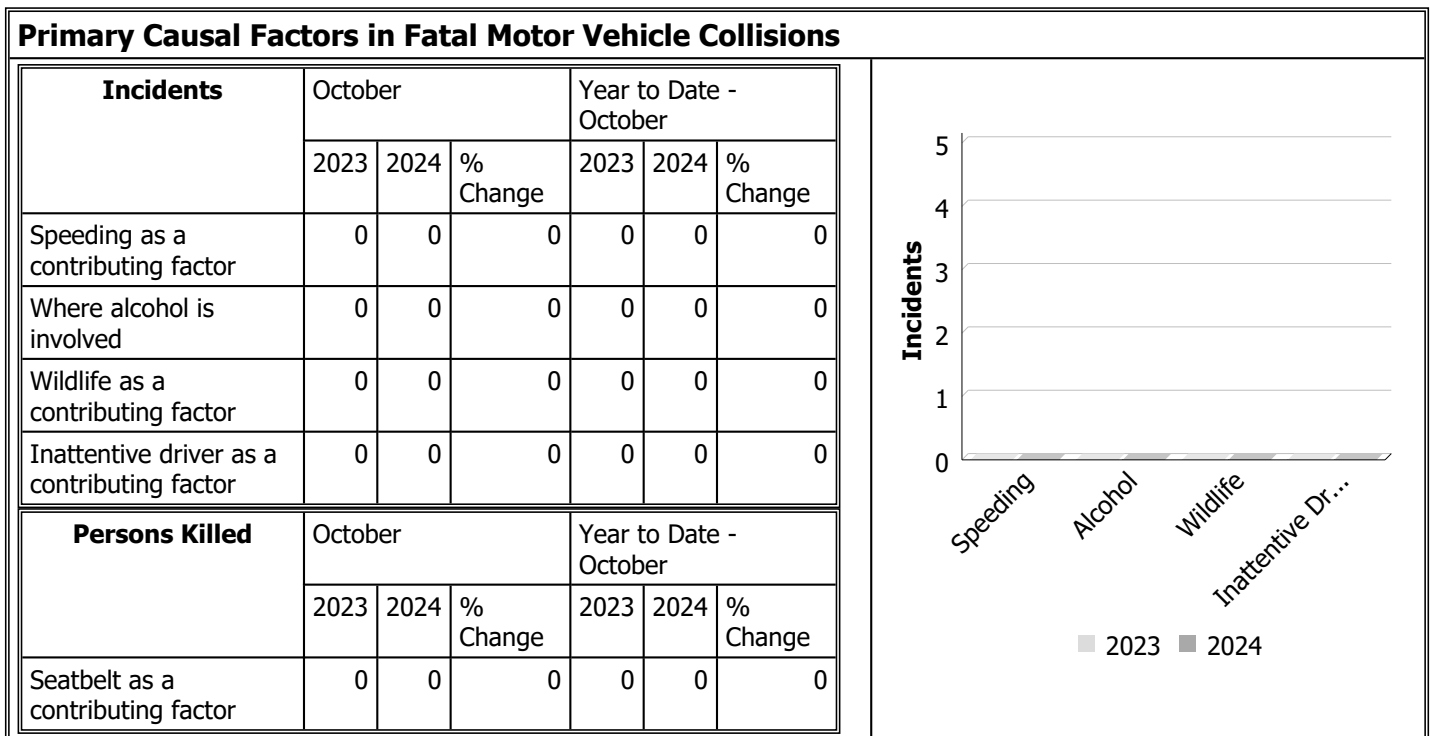
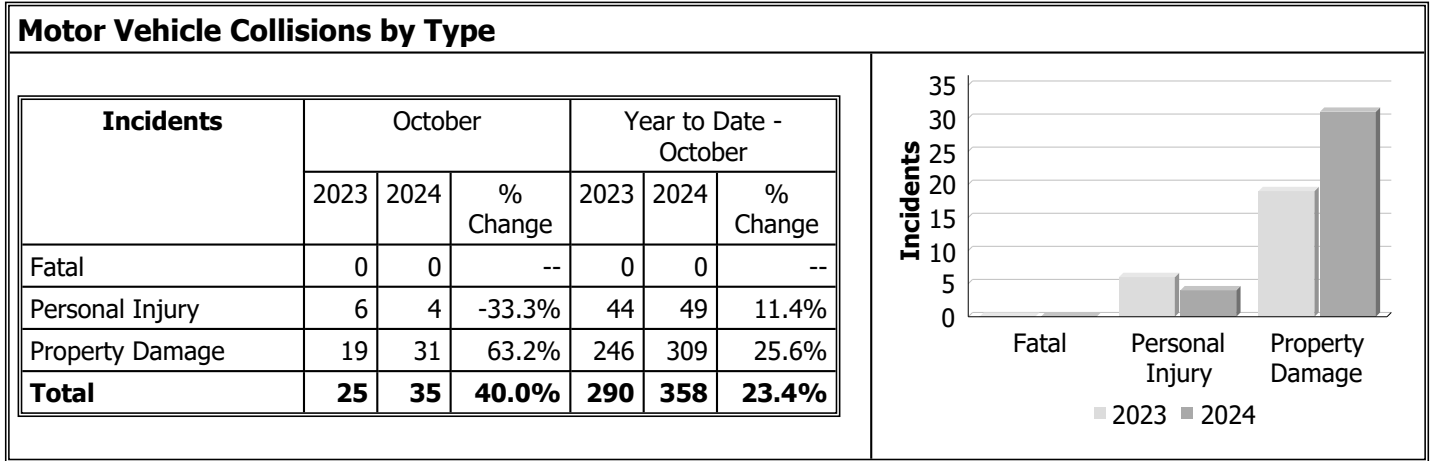


Data contained within this report is dynamic in nature and numbers will change over time as the Ontario Provincial Police continue to investigate and solve crime.

Data Utilized

- Major Crimes
- Niche RMS All Offence Level Business Intelligence Cube

**Police Services Board Report for Tecumseh
Collision Reporting System
October - 2024**



Data Utilized

- SQL online application reporting system – OPP CRS 2.3.09
- Collision Reporting System Business Intelligence Cube

Detachment: 6E - ESSEX

Location code(s): 6E50-TECUMSEH

Data source date:
2024/11/06

Report Generated by:
Pharand, Lise

Report Generated on:
Nov 7, 2024 12:01:21 PM
PP-CSC-Operational Planning-4300

**Police Services Board Report for Tecumseh
2024/Oct**

Public Complaints	
Policy	0
Service	0
Conduct	0

Date information collected from Professional Standards Bureau Commander Reports: 2024-11-07

Data Source

Ontario Provincial Police, Professional Standards Bureau Commander Reports

- Includes all public policy, service and conduct complaints submitted to the Office of the Independent Police Review Director (OIPRD)

Secondary Employment
P/C Robert Turnbull - CF Army Reserve

Daily Activity Reporting Patrol Hours	
Total Hours	2024/Oct
Number of Cruiser Patrol Hours	419.00
Number of Motorcycle Patrol Hours	0.00
Number of Marine Patrol Hours	0.00
Number of ATV Patrol Hours	0.00
Number of Snowmobile Patrol Hours	0.00
Number of Bicycle Patrol Hours	0.00
Number of Foot Patrol Hours	30.00
Number of School Patrol Hours	2.00

Data source (Daily Activity Reporting System) date: 2024/10/26

Detachment: 6E - ESSEX COUNTY
Location code(s): 6E50 - TECUMSEH

Report Generated by:
Pharand, Lise

Report Generated on:
Nov 7, 2024 11:56:30 AM
PP-CSC-Operational Planning-4300



Windsor & Essex County Crime Stoppers
Police Coordinator Report
October 1st – 31st, 2024

Overview

Crime Stoppers exists to provide a means for the public to pass along anonymous information that assists in solving crimes, recovering stolen property, seizing illegal drugs, and locating those for whom there is an outstanding warrant of arrest. Locally, the program is operated jointly as Windsor-Essex County Crime Stoppers and has the responsibility to receive and disseminate information to all law enforcement agencies within Essex County.

Program Education and Community Events

- St. Clair College Media Plex Student Interview – October 8th
- Crime Stoppers Zone Meeting in Simcoe – October 22nd
- Broomstick & Brushes Tecumseh Mall – October 26th
- Essex Highschool Law Class Presentation – October 29th
- New Centre of Canadian Excellence Student Forum – October 29th

AM800

“Crime of the Week” report with AM800 radio recorded every Monday which airs every Tuesday morning and afternoon.

- October 1st– Stolen propeller in Leamington- O.P.P.
- October 8th– Outstanding male wanted- W.P.S.
- October 15th– Crime Stoppers Statistical Report
- October 22nd– Break and Enter at a business in Tecumseh - O.P.P.
- October 29th– Shots fired at a residence and vehicle set on fire- W.P.S.

St. Clair College-Media Plex and Radio CJAM FM 99.1

- Recorded weekly – Crime of the Week to begin in November

CTV News

- Stolen Propeller – O.P.P. to be featured the first week of October

Social Media

- Daily/Weekly Facebook, Twitter and Instagram posts

Crime Stoppers Upcoming Calendar

- November 4th Crime Prevention at Devonshire Mall
- November 23rd Amherstburg Parade

This statistical report is reflective of October 1st – 31st, 2024.

Crime Stoppers tip information was distributed to the following agencies during this period.

Windsor Police Service
WPS - Amherstburg Detachment
Ontario Provincial Police
LaSalle Police Service
Ministry of Revenue and Finance
Windsor & Essex County Health Unit- Tobacco Enforcement
CBSA
ROPE
Windsor Police Criminal Intelligence Unit – Cannabis Enforcement

Attached documents include:

Police Coordinators Report
Monthly Statistical Report
Tip Summary Report

This Report was Prepared By:

Constable Lauren Brisco – Windsor Police Service

TOTAL POPULATION REPRESENTED – 398,718 (2019 CENSUS)

POPULATION (CITY) – 217,188

POPULATION (COUNTY) – 126,314

POPULATION (LASALLE) – 33,180

POPULATION (AMHERSTBURG) – 22,036

***SI on Statistical Report is “Since Inception” – 1985*



Windsor - Essex County Crime Stoppers - Statistical Report

Filter Date: November 2024 Run Date: 2024/11/01

Statistic	Jan	Feb	Mar	Apr	May	Jun	Jul	Aug	Sep	Oct	Nov	Dec
Tips Received	131	123	139	167	130	113	112	139	125	110	1	0
Tip Follow-ups	84	96	132	131	145	117	96	72	103	84	2	0
Arrests	11	2	1	14	6	0	21	0	5	7	0	0
Cases Cleared	11	8	1	7	5	0	0	0	6	6	0	0
Charges Laid	23	38	16	34	12	0	0	0	21	49	0	0
Fugitives	0	0	0	0	0	0	0	0	0	0	0	0
Administrative Discipline	0	0	0	0	0	0	0	0	0	0	0	0
# of Rewards Approved	5	7	2	4	3	4	6	0	3	6	0	0
Rewards Approved	\$450	\$1,650	\$950	\$1,200	\$850	\$800	\$1,900	\$0	\$600	\$1,300	\$0	\$0
# of Rewards Paid	1	0	0	0	1	0	1	0	2	0	0	0
Rewards Paid	\$100	\$0	\$0	\$0	\$350	\$0	\$650	\$0	\$200	\$0	\$0	\$0
# of Weapons Recovered	0	1	3	0	0	0	0	0	0	2	0	0
# of Vehicles Recovered	0	3	0	1	0	0	0	0	0	0	0	0
Property Recovered	\$0	\$155,000	\$0	\$8,300	\$0	\$0	\$2,000	\$0	\$0	\$2	\$0	\$0
Cash Recovered	\$0	\$6	\$970	\$7,486	\$0	\$0	\$500	\$0	\$0	\$24,700	\$0	\$0
Drugs Seized	\$145,520	\$100	\$4,625	\$125,245	\$0	\$0	\$365,152	\$0	\$0	\$59,300	\$0	\$0
Total Recovered	\$145,520	\$155,106	\$5,595	\$141,031	\$0	\$0	\$367,652	\$0	\$0	\$84,002	\$0	\$0

Statistic	Q1	Q2	Q3	Q4	YTD	SI
Tips Received	393	410	376	111	1,290	62,997
Tip Follow-ups	312	393	271	86	1,062	22,479
Calls Received	0	0	0	0	0	3,138
Arrests	14	20	26	7	67	7,180
Cases Cleared	20	12	6	6	44	10,492
Charges Laid	77	46	21	49	193	10,590
Fugitives	0	0	0	0	0	625
Administrative Discipline	0	0	0	0	0	3
# of Rewards Approved	14	11	9	6	40	1,934
Rewards Approved	\$3,050	\$2,850	\$2,500	\$1,300	\$9,700	\$1,280,660
# of Rewards Paid	1	1	3	0	5	977
Rewards Paid	\$100	\$350	\$850	\$0	\$1,300	\$835,552
# of Weapons Recovered	4	0	0	2	6	560
# of Vehicles Recovered	3	1	0	0	4	38
Property Recovered	\$155,000	\$8,300	\$2,000	\$2	\$165,302	\$13,731,475
Cash Recovered	\$976	\$7,486	\$500	\$24,700	\$33,662	\$641,771
Drugs Seized	\$150,245	\$125,245	\$365,152	\$59,300	\$699,942	\$120,454,034
Total Recovered	\$306,221	\$141,031	\$367,652	\$84,002	\$898,906	\$134,827,280

Windsor - Essex County Crime Stoppers Tip Summary Report

Created Date: 2024/10/01 to 2024/10/31

Offense Type	Count
Animal Cruelty	1
Arson	2
Assault	1
Attempt Murder	0
Breach of Condition	2
Break and Enter	1
By Law	0
Child Abuse	1
COVID-19	0
Cybercrime	1
Disqualified Driving	0
Drugs	23
Elder Abuse	0
Fraud	18
Highway Traffic Act	4
Hit and Run / Fail to Remain	2
Homicide	2
Human Smuggling	0
Human Trafficking	1
Illegal Cigarettes	0

Immigration	1
Impaired Driver	1
Indecent Act	0
Liquor (sales to minors, sales without licence)	1
Mischief	0
Missing Person	0
Motor Vehicle Collision	1
Possession of Stolen Property	2
Prostitution/Morality	0
Repeat Impaired Driver	0
Robbery	3
Sexual Assault	2
Stolen Vehicle	2
Suspended Driver	0
Suspicious Activity	1
Terrorism	0
Test Tip	0
Theft	14
Threats	2
Warrant	4
Weapons	3
<i>Other</i>	12
<i>Unknown</i>	2
Total	110