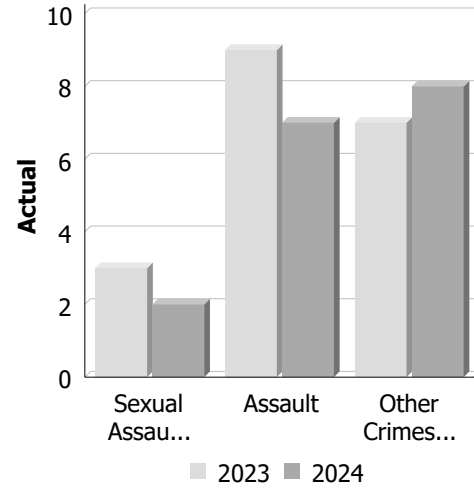


**Police Services Board Report for Lakeshore
Records Management System
October - 2024**

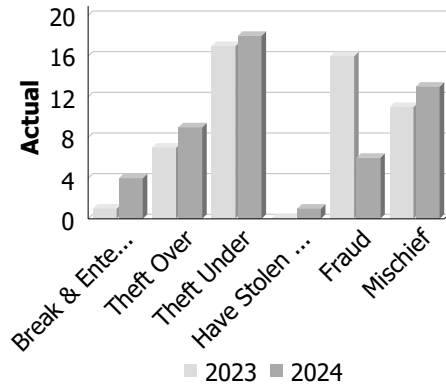
Violent Crime

| Actual | October | | | Year to Date - October | | |
|-------------------------------|-----------|-----------|---------------|------------------------|------------|---------------|
| | 2023 | 2024 | % Change | 2023 | 2024 | % Change |
| Murder | 0 | 0 | -- | 1 | 1 | 0.0% |
| Other Offences Causing Death | 0 | 0 | -- | 0 | 0 | -- |
| Attempted Murder | 0 | 0 | -- | 0 | 0 | -- |
| Sexual Assault | 3 | 2 | -33.3% | 15 | 17 | 13.3% |
| Assault | 9 | 7 | -22.2% | 73 | 50 | -31.5% |
| Abduction | 0 | 0 | -- | 0 | 0 | -- |
| Robbery | 0 | 0 | -- | 6 | 3 | -50.0% |
| Other Crimes Against a Person | 7 | 8 | 14.3% | 44 | 39 | -11.4% |
| Total | 19 | 17 | -10.5% | 139 | 110 | -20.9% |



Property Crime

| Actual | October | | | Year to Date - October | | |
|-------------------|-----------|-----------|--------------|------------------------|------------|--------------|
| | 2023 | 2024 | % Change | 2023 | 2024 | % Change |
| Arson | 0 | 0 | -- | 1 | 1 | 0.0% |
| Break & Enter | 1 | 4 | 300.0% | 43 | 40 | -7.0% |
| Theft Over | 7 | 9 | 28.6% | 59 | 55 | -6.8% |
| Theft Under | 17 | 18 | 5.9% | 162 | 152 | -6.2% |
| Have Stolen Goods | 0 | 1 | -- | 4 | 6 | 50.0% |
| Fraud | 16 | 6 | -62.5% | 142 | 120 | -15.5% |
| Mischief | 11 | 13 | 18.2% | 60 | 78 | 30.0% |
| Total | 52 | 51 | -1.9% | 471 | 452 | -4.0% |



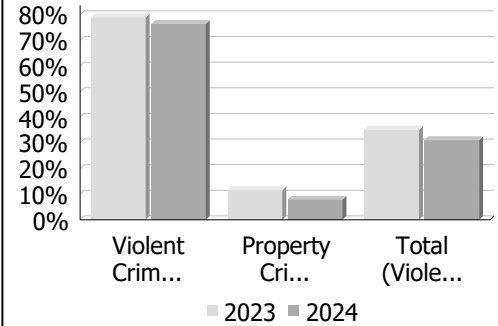
Drug Crime

| Actual | October | | | Year to Date - October | | |
|----------------------------|----------|----------|-----------|------------------------|----------|---------------|
| | 2023 | 2024 | % Change | 2023 | 2024 | % Change |
| Possession | 0 | 0 | -- | 2 | 1 | -50.0% |
| Trafficking | 0 | 0 | -- | 1 | 1 | 0.0% |
| Importation and Production | 0 | 0 | -- | 0 | 0 | -- |
| Total | 0 | 0 | -- | 3 | 2 | -33.3% |

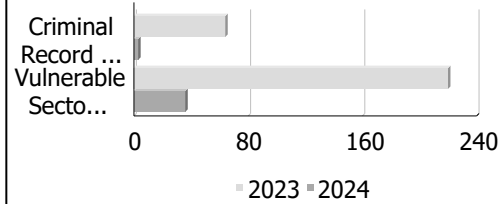


**Police Services Board Report for Lakeshore
Records Management System
October - 2024**

| Clearance Rate | | | | | | |
|---|--------------|--------------|--------------|------------------------|--------------|-------------|
| Clearance Rate | October | | | Year to Date - October | | |
| | 2023 | 2024 | Difference | 2023 | 2024 | Difference |
| Violent Crime | 79.0% | 76.5% | -2.5% | 78.4% | 83.6% | 5.2% |
| Property Crime | 11.5% | 7.8% | -3.7% | 12.3% | 11.3% | -1.0% |
| Drug Crime | -- | -- | -- | 33.3% | 100.0% | 66.7% |
| Total (Violent, Property & Drug) | 35.1% | 31.1% | -4.0% | 30.8% | 31.1% | 0.3% |



| Criminal Record and Vulnerable Sector Screening Checks | | | | | | |
|---|---------|------|----------|------------------------|-------|----------|
| Actual | October | | | Year to Date - October | | |
| | 2023 | 2024 | % Change | 2023 | 2024 | % Change |
| Criminal Record Checks | 64 | 3 | -95.3% | 643 | 538 | -16.3% |
| Vulnerable Sector Screening Checks | 220 | 36 | -83.6% | 1,969 | 1,803 | -8.4% |

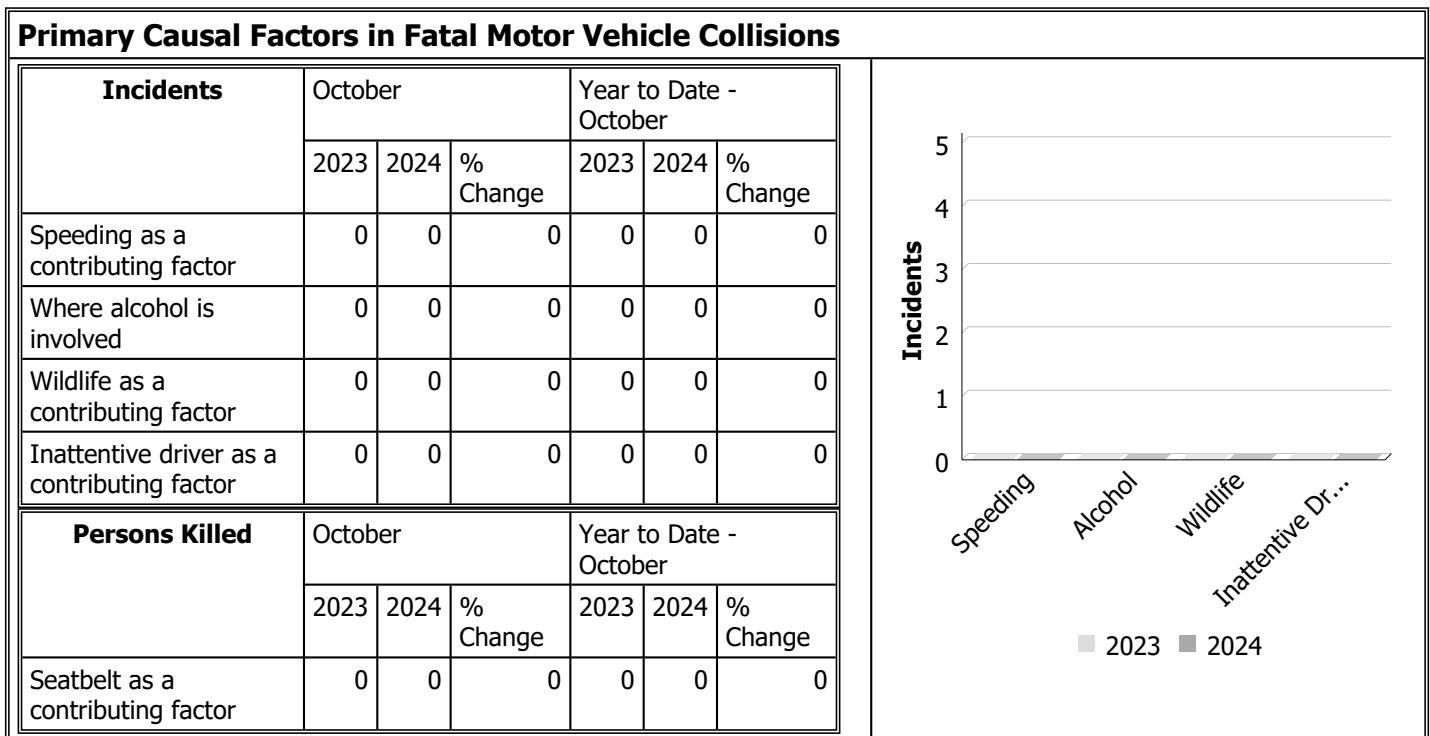
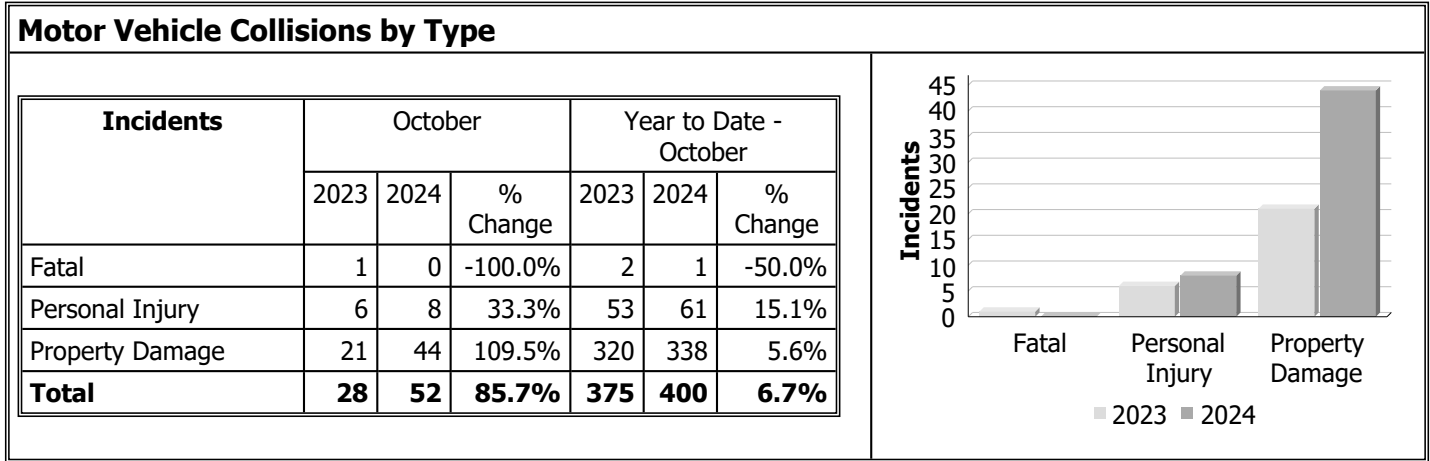


Data contained within this report is dynamic in nature and numbers will change over time as the Ontario Provincial Police continue to investigate and solve crime.

Data Utilized

- Major Crimes
- Niche RMS All Offence Level Business Intelligence Cube

**Police Services Board Report for Lakeshore
Collision Reporting System
October - 2024**



Data Utilized

- SQL online application reporting system – OPP CRS 2.3.09
- Collision Reporting System Business Intelligence Cube

Detachment: 6E - ESSEX

Location code(s): 6E20-LAKESHORE

Data source date:
2024/11/06

Report Generated by:
Pharand, Lise

Report Generated on:
Nov 7, 2024 12:01:55 PM
PP-CSC-Operational Planning-4300

**Police Services Board Report for Lakeshore
2024/Oct**

| Public Complaints | |
|--------------------------|---|
| Policy | 0 |
| Service | 0 |
| Conduct | 0 |

Date information collected from Professional Standards Bureau Commander Reports: 2024-11-07

Data Source

Ontario Provincial Police, Professional Standards Bureau Commander Reports

- Includes all public policy, service and conduct complaints submitted to the Office of the Independent Police Review Director (OIPRD)

| Secondary Employment |
|-----------------------------|
| |

| Daily Activity Reporting Patrol Hours | |
|--|-----------------|
| Total Hours | 2024/Oct |
| Number of Cruiser Patrol Hours | 363.25 |
| Number of Motorcycle Patrol Hours | 0.00 |
| Number of Marine Patrol Hours | 10.00 |
| Number of ATV Patrol Hours | 0.00 |
| Number of Snowmobile Patrol Hours | 0.00 |
| Number of Bicycle Patrol Hours | 0.00 |
| Number of Foot Patrol Hours | 28.75 |
| Number of School Patrol Hours | 0.00 |

Data source (Daily Activity Reporting System) date: 2024/10/26

Detachment: 6E - ESSEX COUNTY

Location code(s): 6E20 - LAKESHORE

Report Generated by:
Pharand, Lise

Report Generated on:
Nov 7, 2024 11:57:40 AM
PP-CSC-Operational Planning-4300



Windsor & Essex County Crime Stoppers
Police Coordinator Report
October 1st – 31st, 2024

Overview

Crime Stoppers exists to provide a means for the public to pass along anonymous information that assists in solving crimes, recovering stolen property, seizing illegal drugs, and locating those for whom there is an outstanding warrant of arrest. Locally, the program is operated jointly as Windsor-Essex County Crime Stoppers and has the responsibility to receive and disseminate information to all law enforcement agencies within Essex County.

Program Education and Community Events

- St. Clair College Media Plex Student Interview – October 8th
- Crime Stoppers Zone Meeting in Simcoe – October 22nd
- Broomstick & Brushes Tecumseh Mall – October 26th
- Essex Highschool Law Class Presentation – October 29th
- New Centre of Canadian Excellence Student Forum – October 29th

AM800

“Crime of the Week” report with AM800 radio recorded every Monday which airs every Tuesday morning and afternoon.

- October 1st– Stolen propeller in Leamington- O.P.P.
- October 8th– Outstanding male wanted- W.P.S.
- October 15th– Crime Stoppers Statistical Report
- October 22nd– Break and Enter at a business in Tecumseh - O.P.P.
- October 29th– Shots fired at a residence and vehicle set on fire- W.P.S.

St. Clair College-Media Plex and Radio CJAM FM 99.1

- Recorded weekly – Crime of the Week to begin in November

CTV News

- Stolen Propeller – O.P.P. to be featured the first week of October

Social Media

- Daily/Weekly Facebook, Twitter and Instagram posts

Crime Stoppers Upcoming Calendar

- November 4th Crime Prevention at Devonshire Mall
- November 23rd Amherstburg Parade

This statistical report is reflective of October 1st – 31st, 2024.

Crime Stoppers tip information was distributed to the following agencies during this period.

Windsor Police Service

WPS - Amherstburg Detachment

Ontario Provincial Police

LaSalle Police Service

Ministry of Revenue and Finance

Windsor & Essex County Health Unit- Tobacco Enforcement

CBSA

ROPE

Windsor Police Criminal Intelligence Unit – Cannabis Enforcement

Attached documents include:

Police Coordinators Report

Monthly Statistical Report

Tip Summary Report

This Report was Prepared By:

Constable Lauren Brisco – Windsor Police Service

TOTAL POPULATION REPRESENTED – 398,718 (2019 CENSUS)

POPULATION (CITY) – 217,188

POPULATION (COUNTY) – 126,314

POPULATION (LASALLE) – 33,180

POPULATION (AMHERSTBURG) – 22,036

***SI on Statistical Report is “Since Inception” – 1985*



Windsor - Essex County Crime Stoppers - Statistical Report

Filter Date: November 2024 Run Date: 2024/11/01

| Statistic | Jan | Feb | Mar | Apr | May | Jun | Jul | Aug | Sep | Oct | Nov | Dec |
|---------------------------|-----------|-----------|---------|-----------|-------|-------|-----------|-----|-------|----------|-----|-----|
| Tips Received | 131 | 123 | 139 | 167 | 130 | 113 | 112 | 139 | 125 | 110 | 1 | 0 |
| Tip Follow-ups | 84 | 96 | 132 | 131 | 145 | 117 | 96 | 72 | 103 | 84 | 2 | 0 |
| Arrests | 11 | 2 | 1 | 14 | 6 | 0 | 21 | 0 | 5 | 7 | 0 | 0 |
| Cases Cleared | 11 | 8 | 1 | 7 | 5 | 0 | 0 | 0 | 6 | 6 | 0 | 0 |
| Charges Laid | 23 | 38 | 16 | 34 | 12 | 0 | 0 | 0 | 21 | 49 | 0 | 0 |
| Fugitives | 0 | 0 | 0 | 0 | 0 | 0 | 0 | 0 | 0 | 0 | 0 | 0 |
| Administrative Discipline | 0 | 0 | 0 | 0 | 0 | 0 | 0 | 0 | 0 | 0 | 0 | 0 |
| # of Rewards Approved | 5 | 7 | 2 | 4 | 3 | 4 | 6 | 0 | 3 | 6 | 0 | 0 |
| Rewards Approved | \$450 | \$1,650 | \$950 | \$1,200 | \$850 | \$800 | \$1,900 | \$0 | \$600 | \$1,300 | \$0 | \$0 |
| # of Rewards Paid | 1 | 0 | 0 | 0 | 1 | 0 | 1 | 0 | 2 | 0 | 0 | 0 |
| Rewards Paid | \$100 | \$0 | \$0 | \$0 | \$350 | \$0 | \$650 | \$0 | \$200 | \$0 | \$0 | \$0 |
| # of Weapons Recovered | 0 | 1 | 3 | 0 | 0 | 0 | 0 | 0 | 0 | 2 | 0 | 0 |
| # of Vehicles Recovered | 0 | 3 | 0 | 1 | 0 | 0 | 0 | 0 | 0 | 0 | 0 | 0 |
| Property Recovered | \$0 | \$155,000 | \$0 | \$8,300 | \$0 | \$0 | \$2,000 | \$0 | \$0 | \$2 | \$0 | \$0 |
| Cash Recovered | \$0 | \$6 | \$970 | \$7,486 | \$0 | \$0 | \$500 | \$0 | \$0 | \$24,700 | \$0 | \$0 |
| Drugs Seized | \$145,520 | \$100 | \$4,625 | \$125,245 | \$0 | \$0 | \$365,152 | \$0 | \$0 | \$59,300 | \$0 | \$0 |
| Total Recovered | \$145,520 | \$155,106 | \$5,595 | \$141,031 | \$0 | \$0 | \$367,652 | \$0 | \$0 | \$84,002 | \$0 | \$0 |

| Statistic | Q1 | Q2 | Q3 | Q4 | YTD | SI |
|---------------------------|-----------|-----------|-----------|----------|-----------|---------------|
| Tips Received | 393 | 410 | 376 | 111 | 1,290 | 62,997 |
| Tip Follow-ups | 312 | 393 | 271 | 86 | 1,062 | 22,479 |
| Calls Received | 0 | 0 | 0 | 0 | 0 | 3,138 |
| Arrests | 14 | 20 | 26 | 7 | 67 | 7,180 |
| Cases Cleared | 20 | 12 | 6 | 6 | 44 | 10,492 |
| Charges Laid | 77 | 46 | 21 | 49 | 193 | 10,590 |
| Fugitives | 0 | 0 | 0 | 0 | 0 | 625 |
| Administrative Discipline | 0 | 0 | 0 | 0 | 0 | 3 |
| # of Rewards Approved | 14 | 11 | 9 | 6 | 40 | 1,934 |
| Rewards Approved | \$3,050 | \$2,850 | \$2,500 | \$1,300 | \$9,700 | \$1,280,660 |
| # of Rewards Paid | 1 | 1 | 3 | 0 | 5 | 977 |
| Rewards Paid | \$100 | \$350 | \$850 | \$0 | \$1,300 | \$835,552 |
| # of Weapons Recovered | 4 | 0 | 0 | 2 | 6 | 560 |
| # of Vehicles Recovered | 3 | 1 | 0 | 0 | 4 | 38 |
| Property Recovered | \$155,000 | \$8,300 | \$2,000 | \$2 | \$165,302 | \$13,731,475 |
| Cash Recovered | \$976 | \$7,486 | \$500 | \$24,700 | \$33,662 | \$641,771 |
| Drugs Seized | \$150,245 | \$125,245 | \$365,152 | \$59,300 | \$699,942 | \$120,454,034 |
| Total Recovered | \$306,221 | \$141,031 | \$367,652 | \$84,002 | \$898,906 | \$134,827,280 |

Windsor - Essex County Crime Stoppers Tip Summary Report

Created Date: 2024/10/01 to 2024/10/31

| Offense Type | Count |
|------------------------------|-------|
| Animal Cruelty | 1 |
| Arson | 2 |
| Assault | 1 |
| Attempt Murder | 0 |
| Breach of Condition | 2 |
| Break and Enter | 1 |
| By Law | 0 |
| Child Abuse | 1 |
| COVID-19 | 0 |
| Cybercrime | 1 |
| Disqualified Driving | 0 |
| Drugs | 23 |
| Elder Abuse | 0 |
| Fraud | 18 |
| Highway Traffic Act | 4 |
| Hit and Run / Fail to Remain | 2 |
| Homicide | 2 |
| Human Smuggling | 0 |
| Human Trafficking | 1 |
| Illegal Cigarettes | 0 |

| | |
|---|------------|
| Immigration | 1 |
| Impaired Driver | 1 |
| Indecent Act | 0 |
| Liquor (sales to minors, sales without licence) | 1 |
| Mischief | 0 |
| Missing Person | 0 |
| Motor Vehicle Collision | 1 |
| Possession of Stolen Property | 2 |
| Prostitution/Morality | 0 |
| Repeat Impaired Driver | 0 |
| Robbery | 3 |
| Sexual Assault | 2 |
| Stolen Vehicle | 2 |
| Suspended Driver | 0 |
| Suspicious Activity | 1 |
| Terrorism | 0 |
| Test Tip | 0 |
| Theft | 14 |
| Threats | 2 |
| Warrant | 4 |
| Weapons | 3 |
| <i>Other</i> | 12 |
| <i>Unknown</i> | 2 |
| Total | 110 |