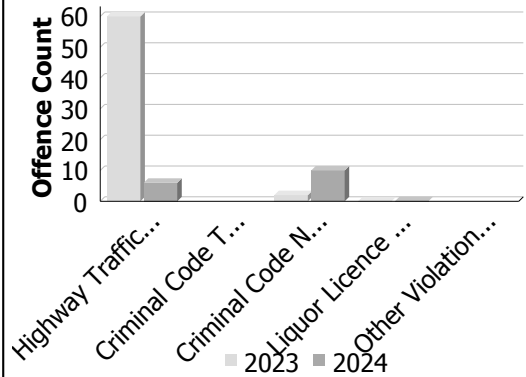


**Police Services Board Report for Tecumseh
Integrated Court Offence Network
July - 2024**

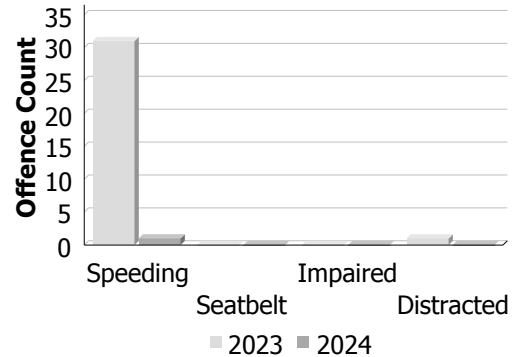
Criminal Code and Provincial Statute Charges Laid

Offence Count	July			Year to Date - July		
	2023	2024	% Change	2023	2024	% Change
Highway Traffic Act	60	6	-90.0%	124	26	-79.0%
Criminal Code Traffic	--	--	--	--	--	--
CCC Non-Traffic	--	--	--	--	--	--
Liquor Licence Act	0	0	--	0	0	--
Other Violations	--	--	--	--	--	--



Traffic Related Charges

Offence Count	July			Year to Date - July		
	2023	2024	% Change	2023	2024	% Change
Speeding	31	1	-96.8%	41	7	-82.9%
Seatbelt	0	0	--	0	0	--
Impaired	0	0	--	0	0	--
Distracted	1	0	-100.0%	2	0	-100.0%



Integrated Court Offence Network data is updated on a monthly basis: Data could be as much as a month and a half behind.

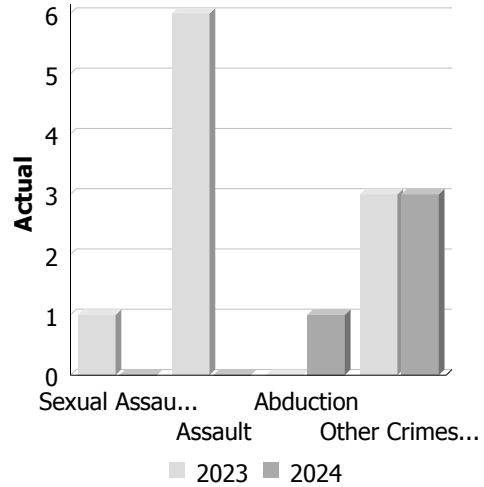
Data Utilized

- Ministry of Attorney General, Integrated Court Offence Network
- Integrated Court Offence Network Charge Business Intelligence Cube

**Police Services Board Report for Tecumseh
Records Management System
September - 2024**

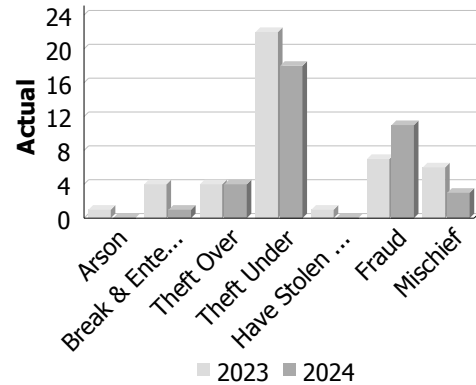
Violent Crime

Actual	September			Year to Date - September		
	2023	2024	% Change	2023	2024	% Change
Murder	0	0	--	0	0	--
Other Offences Causing Death	0	0	--	0	0	--
Attempted Murder	0	0	--	0	0	--
Sexual Assault	1	0	-100.0%	7	8	14.3%
Assault	6	0	-100.0%	46	36	-21.7%
Abduction	0	1	--	0	1	--
Robbery	0	0	--	0	1	--
Other Crimes Against a Person	3	3	0.0%	12	22	83.3%
Total	10	4	-60.0%	65	68	4.6%



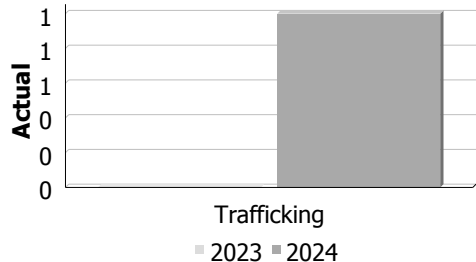
Property Crime

Actual	September			Year to Date - September		
	2023	2024	% Change	2023	2024	% Change
Arson	1	0	-100.0%	2	0	-100.0%
Break & Enter	4	1	-75.0%	33	25	-24.2%
Theft Over	4	4	0.0%	32	44	37.5%
Theft Under	22	18	-18.2%	128	119	-7.0%
Have Stolen Goods	1	0	-100.0%	4	2	-50.0%
Fraud	7	11	57.1%	70	79	12.9%
Mischief	6	3	-50.0%	52	50	-3.8%
Total	45	37	-17.8%	321	319	-0.6%



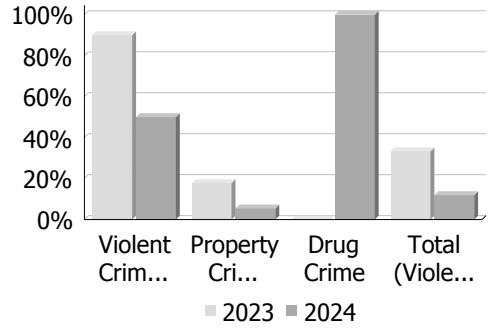
Drug Crime

Actual	September			Year to Date - September		
	2023	2024	% Change	2023	2024	% Change
Possession	0	0	--	3	0	-100.0%
Trafficking	0	1	--	1	2	100.0%
Importation and Production	0	0	--	0	0	--
Total	0	1	--	4	2	-50.0%

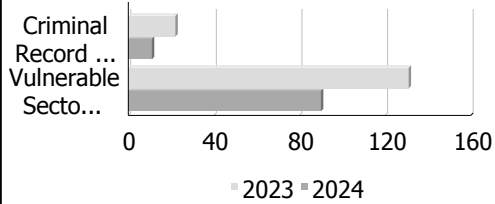


**Police Services Board Report for Tecumseh
Records Management System
September - 2024**

Clearance Rate						
Clearance Rate	September			Year to Date - September		
	2023	2024	Difference	2023	2024	Difference
Violent Crime	90.0%	50.0%	-40.0%	81.5%	83.8%	2.3%
Property Crime	17.8%	5.4%	-12.4%	17.4%	14.1%	-3.3%
Drug Crime	--	100.0%	--	100.0%	50.0%	-50.0%
Total (Violent, Property & Drug)	33.3%	11.9%	-21.4%	32.4%	28.3%	-4.1%



Criminal Record and Vulnerable Sector Screening Checks						
Actual	September			Year to Date - September		
	2023	2024	% Change	2023	2024	% Change
Criminal Record Checks	22	11	-50.0%	315	242	-23.2%
Vulnerable Sector Screening Checks	131	90	-31.3%	875	889	1.6%



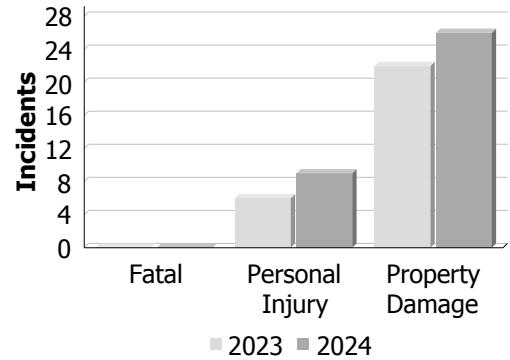
Data contained within this report is dynamic in nature and numbers will change over time as the Ontario Provincial Police continue to investigate and solve crime.

Data Utilized

- Major Crimes
- Niche RMS All Offence Level Business Intelligence Cube

**Police Services Board Report for Tecumseh
Collision Reporting System
September - 2024**

Motor Vehicle Collisions by Type						
Incidents	September			Year to Date - September		
	2023	2024	% Change	2023	2024	% Change
Fatal	0	0	--	0	0	--
Personal Injury	6	9	50.0%	38	44	15.8%
Property Damage	22	26	18.2%	227	277	22.0%
Total	28	35	25.0%	265	321	21.1%



Fatalities in Detachment Area							
Incidents		September			Year to Date - September		
		2023	2024	% Change	2023	2024	% Change
Motor Vehicle Collision	Fatal Incidents	0	0	--	0	0	--
	Alcohol Related	0	0	--	0	0	--
Off-Road Vehicle	Fatal Incidents	0	0	--	0	0	--
	Alcohol Related	0	0	--	0	0	--
Motorized Snow Vehicle	Fatal Incidents	0	0	--	0	0	--
	Alcohol Related	0	0	--	0	0	--
Persons Killed		September			Year to Date - September		
		2023	2024	% Change	2023	2024	% Change
Motor Vehicle Collision		0	0	--	0	0	--
Off-Road Vehicle		0	0	--	0	0	--
Motorized Snow Vehicle		0	0	--	0	0	--

Data Utilized

- SQL online application reporting system – OPP CRS 2.3.09
- Collision Reporting System Business Intelligence Cube

Detachment: 6E - ESSEX
Location code(s): 6E50-TECUMSEH
Data source date:
 2024/10/09

Report Generated by:
 Pharand, Lise

Report Generated on:
 Oct 10, 2024 9:34:21 AM
 PP-CSC-Operational Planning-4300

**Police Services Board Report for Tecumseh
2024/Sep**

Public Complaints	
Policy	0
Service	0
Conduct	0

Date information collected from Professional Standards Bureau Commander Reports: 2024-10-10

Data Source

Ontario Provincial Police, Professional Standards Bureau Commander Reports

- Includes all public policy, service and conduct complaints submitted to the Office of the Independent Police Review Director (OIPRD)

Secondary Employment
P/C Robert Turnbull - CF Army Reserve

Daily Activity Reporting Patrol Hours	
Total Hours	2024/Sep
Number of Cruiser Patrol Hours	745.50
Number of Motorcycle Patrol Hours	0.00
Number of Marine Patrol Hours	0.00
Number of ATV Patrol Hours	0.00
Number of Snowmobile Patrol Hours	0.00
Number of Bicycle Patrol Hours	0.00
Number of Foot Patrol Hours	91.50
Number of School Patrol Hours	0.50

Data source (Daily Activity Reporting System) date: 2024/10/05

Detachment: 6E - ESSEX COUNTY
Location code(s): 6E50 - TECUMSEH

Report Generated by:
Pharand, Lise

Report Generated on:
Oct 10, 2024 9:32:07 AM
PP-CSC-Operational Planning-4300



Windsor & Essex County Crime Stoppers
Police Coordinator Report
September 1st – 30th, 2024

Overview

Crime Stoppers exists to provide a means for the public to pass along anonymous information that assists in solving crimes, recovering stolen property, seizing illegal drugs, and locating those for whom there is an outstanding warrant of arrest. Locally, the program is operated jointly as Windsor-Essex County Crime Stoppers and has the responsibility to receive and disseminate information to all law enforcement agencies within Essex County.

AM800

“Crime of the Week” report with AM800 radio recorded every Monday which airs every Tuesday morning and afternoon.

- September 3rd– Robbery in Windsor West-End- W.P.S.
- September 10th– Prowler in Windsor East-End- W.P.S.
- September 17th– Graffiti at Lakeshore School- O.P.P.
- September 24th– Stolen Propeller in Leamington- O.P.P.

St. Clair College-Media Plex and Radio CJAM FM 99.1

- Recorded weekly – Crime of the Week on hold until October

CTV News

- Stolen Propeller – O.P.P. to be featured the first week of October

Social Media

- Daily/Weekly Facebook, Twitter and Instagram posts

Crime Stoppers Upcoming Calendar

- October 12th Stuff A Cruiser- LaSalle Zehrs 11am-6pm
- October 22nd Crime Stoppers Zone Meeting in Simcoe
- October 26th Broomsticks & Brushes, Tecumseh Mall

This statistical report is reflective of September 1st – 30th, 2024.

Crime Stoppers tip information was distributed to the following agencies during this period.

Windsor Police Service
WPS - Amherstburg Detachment
Ontario Provincial Police
LaSalle Police Service
Ministry of Revenue and Finance
Windsor & Essex County Health Unit- Tobacco Enforcement
CBSA
ROPE
Windsor Police Criminal Intelligence Unit – Cannabis Enforcement

Attached documents include:

Police Coordinators Report
Monthly Statistical Report
Tip Summary Report

This Report was Prepared By:

Constable Lauren Brisco – Windsor Police Service

TOTAL POPULATION REPRESENTED – 398,718 (2019 CENSUS)

POPULATION (CITY) – 217,188

POPULATION (COUNTY) – 126,314

POPULATION (LASALLE) – 33,180

POPULATION (AMHERSTBURG) – 22,036

***SI on Statistical Report is “Since Inception” – 1985*



Windsor - Essex County Crime Stoppers - Statistical Report

Filter Date: October 2024 Run Date: 2024/10/01

Statistic	Jan	Feb	Mar	Apr	May	Jun	Jul	Aug	Sep	Oct	Nov	Dec
Tips Received	131	123	139	167	130	113	112	139	125	1	0	0
Tip Follow-ups	84	96	132	131	145	117	96	72	103	1	0	0
Arrests	11	2	1	14	6	0	21	0	4	0	0	0
Cases Cleared	11	8	1	7	5	0	0	0	4	0	0	0
Charges Laid	23	38	16	34	12	0	0	0	19	0	0	0
Fugitives	0	0	0	0	0	0	0	0	0	0	0	0
Administrative Discipline	0	0	0	0	0	0	0	0	0	0	0	0
# of Rewards Approved	5	7	2	4	3	4	6	0	3	0	0	0
Rewards Approved	\$450	\$1,650	\$950	\$1,200	\$850	\$800	\$1,900	\$0	\$600	\$0	\$0	\$0
# of Rewards Paid	1	0	0	0	1	0	1	0	1	0	0	0
Rewards Paid	\$100	\$0	\$0	\$0	\$350	\$0	\$650	\$0	\$100	\$0	\$0	\$0
# of Weapons Recovered	0	1	3	0	0	0	0	0	0	0	0	0
# of Vehicles Recovered	0	3	0	1	0	0	0	0	0	0	0	0
Property Recovered	\$0	\$155,000	\$0	\$8,300	\$0	\$0	\$2,000	\$0	\$0	\$0	\$0	\$0
Cash Recovered	\$0	\$6	\$970	\$7,486	\$0	\$0	\$500	\$0	\$0	\$0	\$0	\$0
Drugs Seized	\$145,520	\$100	\$4,625	\$125,245	\$0	\$0	\$365,152	\$0	\$0	\$0	\$0	\$0
Total Recovered	\$145,520	\$155,106	\$5,595	\$141,031	\$0	\$0	\$367,652	\$0	\$0	\$0	\$0	\$0

Statistic	Q1	Q2	Q3	Q4	YTD	SI
Tips Received	393	410	376	1	1,180	62,887
Tip Follow-ups	312	393	271	1	977	22,394
Calls Received	0	0	0	0	0	3,138
Arrests	14	20	25	0	59	7,172
Cases Cleared	20	12	4	0	36	10,484
Charges Laid	77	46	19	0	142	10,539
Fugitives	0	0	0	0	0	625
Administrative Discipline	0	0	0	0	0	3
# of Rewards Approved	14	11	9	0	34	1,928
Rewards Approved	\$3,050	\$2,850	\$2,500	\$0	\$8,400	\$1,279,360
# of Rewards Paid	1	1	2	0	4	976
Rewards Paid	\$100	\$350	\$750	\$0	\$1,200	\$835,452
# of Weapons Recovered	4	0	0	0	4	558
# of Vehicles Recovered	3	1	0	0	4	38
Property Recovered	\$155,000	\$8,300	\$2,000	\$0	\$165,300	\$13,731,473
Cash Recovered	\$976	\$7,486	\$500	\$0	\$8,962	\$617,071
Drugs Seized	\$150,245	\$125,245	\$365,152	\$0	\$640,642	\$120,394,734
Total Recovered	\$306,221	\$141,031	\$367,652	\$0	\$814,904	\$134,743,278

Windsor - Essex County Crime Stoppers Tip Summary Report

Created Date: 2024/09/01 to 2024/09/30

Offense Type	Count
Animal Cruelty	0
Arson	5
Assault	5
Attempt Murder	0
Breach of Condition	3
Break and Enter	5
By Law	0
Child Abuse	1
COVID-19	0
Cybercrime	1
Disqualified Driving	1
Drugs	40
Elder Abuse	0
Fraud	4
Highway Traffic Act	6
Hit and Run / Fail to Remain	2
Homicide	0
Human Smuggling	1
Human Trafficking	2
Illegal Cigarettes	0

Immigration	1
Impaired Driver	0
Indecent Act	0
Liquor (sales to minors, sales without licence)	0
Mischief	0
Missing Person	1
Motor Vehicle Collision	0
Possession of Stolen Property	1
Prostitution/Morality	1
Repeat Impaired Driver	0
Robbery	4
Sexual Assault	0
Stolen Vehicle	1
Suspended Driver	1
Suspicious Activity	5
Terrorism	0
Test Tip	0
Theft	7
Threats	3
Warrant	6
Weapons	8
<i>Other</i>	8
<i>Unknown</i>	5
Total	128