

# 2025 Town of Tecumseh Resident Satisfaction Survey Results



**March 25<sup>th</sup>, 2025.**

**@niknanos**  
**Chief Data Scientist**  
**Nanos Research**

The research gauged the opinions among residents of the Town of Tecumseh on overall quality of life in the Town, issues of concern, importance and satisfaction with Town services, importance of policing services strategic goals, recreational activities, housing and communications with the Town.

Nanos conducted an RDD random telephone survey of 400 residents of the Town of Tecumseh, 18 years of age or older, between February 5<sup>th</sup> to March 3<sup>rd</sup>, 2025.

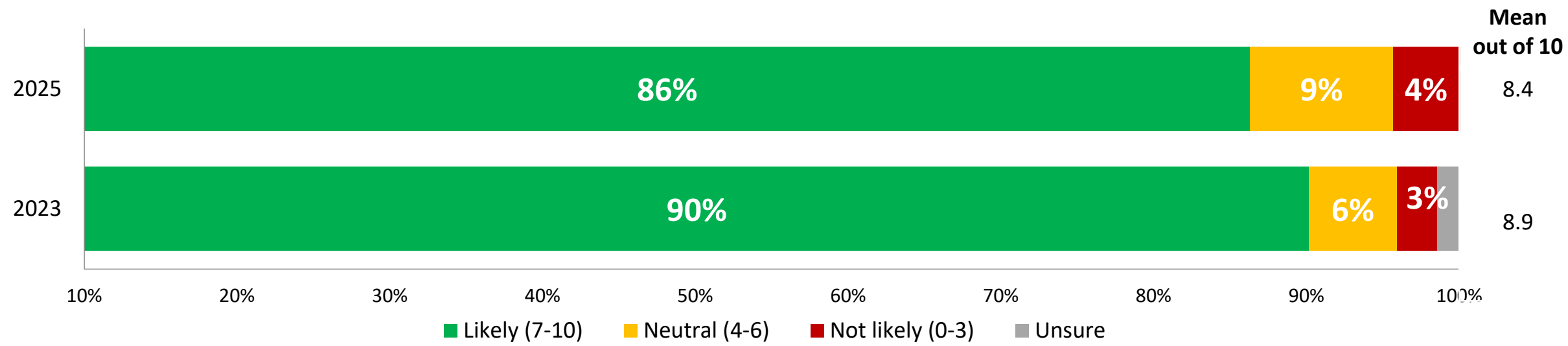
The margin of error for a random survey of 400 residents of the Town of Tecumseh is  $\pm 5.0$  percentage points, 19 times out of 20.

The research was commissioned by the Town of Tecumseh and was conducted by Nanos Research.

A similar open-link online survey was available to residents via a link on the town's website and 157 residents participated. This allowed for further public engagement by offering the survey to residents who may not have received a telephone call. The results of that open-link online survey are not included in this report and were provided separately to the Town of Tecumseh.

# Overall views on the Town of Tecumseh

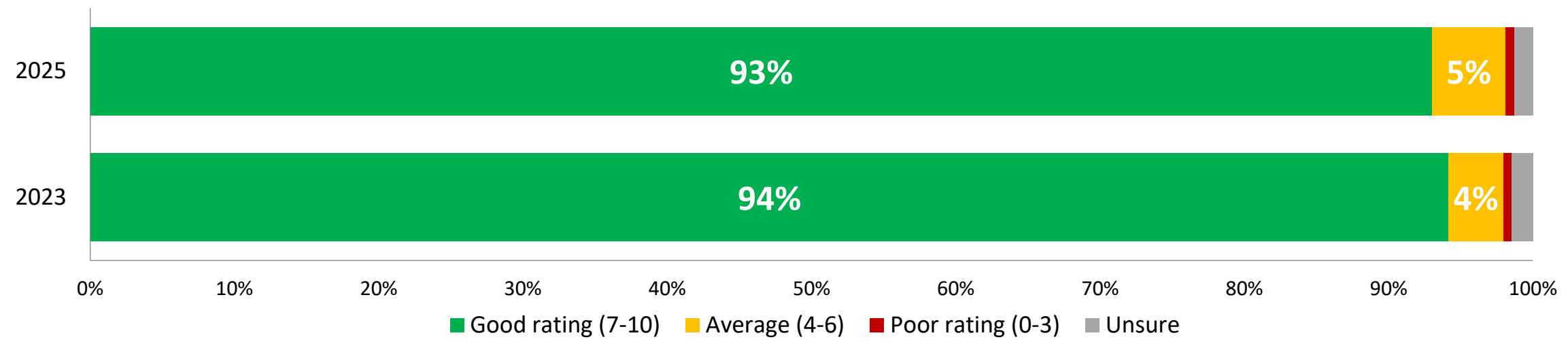
# The likelihood of recommending the Town of Tecumseh to friends and family as a place to live



Mean	2025-03 (n=399)	Ward 1 (n=99)	Ward 2 (n=96)	Ward 3 (n=83)	Ward 4 (n=57)	Ward 5 (n=64)	Men (n=212)	Women (n=187)	18-34 (n=58)	35-54 (n=135)	55 plus (n=206)
	8.4	8.1	8.5	8.7	8.8	7.9	8.4	8.3	7.7	8.4	8.6

\*Weighted to the true population proportion.  
\*Charts may not add up to 100 due to rounding.

# Rating Tecumseh as a safe place to live



Mean	2025-03 (n=400)	Ward 1 (n=99)	Ward 2 (n=97)	Ward 3 (n=83)	Ward 4 (n=57)	Ward 5 (n=64)	Men (n=212)	Women (n=188)	18-34 (n=58)	35-54 (n=136)	55 plus (n=206)
	8.8	8.7	9.0	8.7	9.2	8.4	8.8	8.8	8.4	8.8	9.0

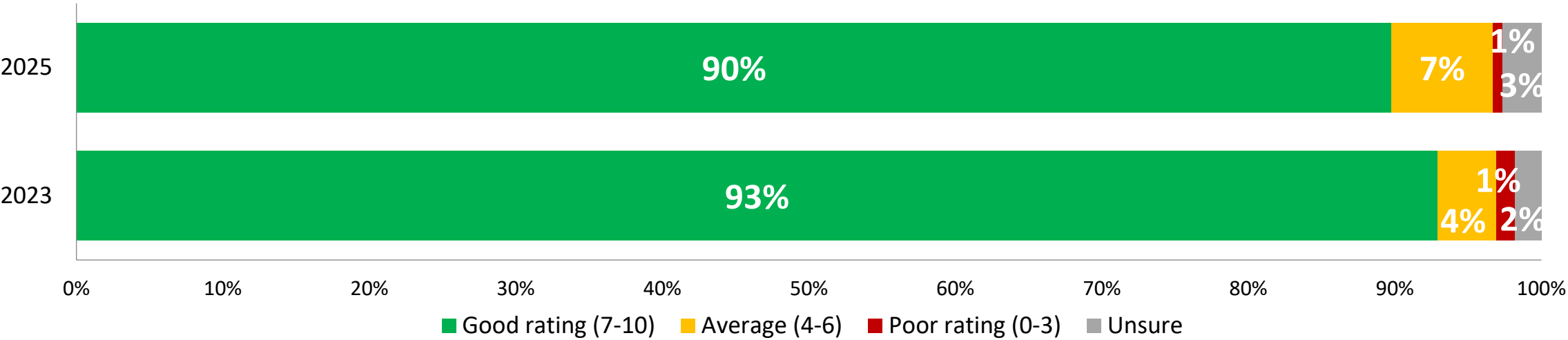
\*Readers should note that in 2023 the question was “Town of Tecumseh” as opposed to “Tecumseh” in 2025.  
\*Weighted to the true population proportion.  
\*Charts may not add up to 100 due to rounding.

Q – How would you rate Tecumseh on the following where 0 is a very poor rating and 10 is a very good rating? [RANDOMIZE]  
**Tecumseh as a safe place to live**

Source: Nanos Research, RDD random telephone survey, February 5<sup>th</sup> to March 3<sup>rd</sup>, 2025, n=400, accurate 5.0 percentage points plus or minus 1.1, 19 times out of 20.



# Rating Tecumseh as a place where everyone is welcome



Mean	2025-03 (n=400)	Ward 1 (n=99)	Ward 2 (n=97)	Ward 3 (n=83)	Ward 4 (n=57)	Ward 5 (n=64)	Men (n=212)	Women (n=188)	18-34 (n=58)	35-54 (n=136)	55 plus (n=206)
	8.9	8.9	8.7	8.8	9.1	8.8	8.8	8.9	9.1	8.7	8.9

\*Readers should note that in 2023 the question was “Town of Tecumseh” as opposed to “Tecumseh” in 2025.  
\*Weighted to the true population proportion.  
\*Charts may not add up to 100 due to rounding.

Q – How would you rate Tecumseh on the following where 0 is a very poor rating and 10 is a very good rating? [RANDOMIZE]  
**Tecumseh as a place where everyone is welcome**

Source: Nanos Research, RDD random telephone survey, February 5<sup>th</sup> to March 3<sup>rd</sup>, 2025, n=400, accurate 5.0 percentage points plus or minus 1.1, 19 times out of 20.



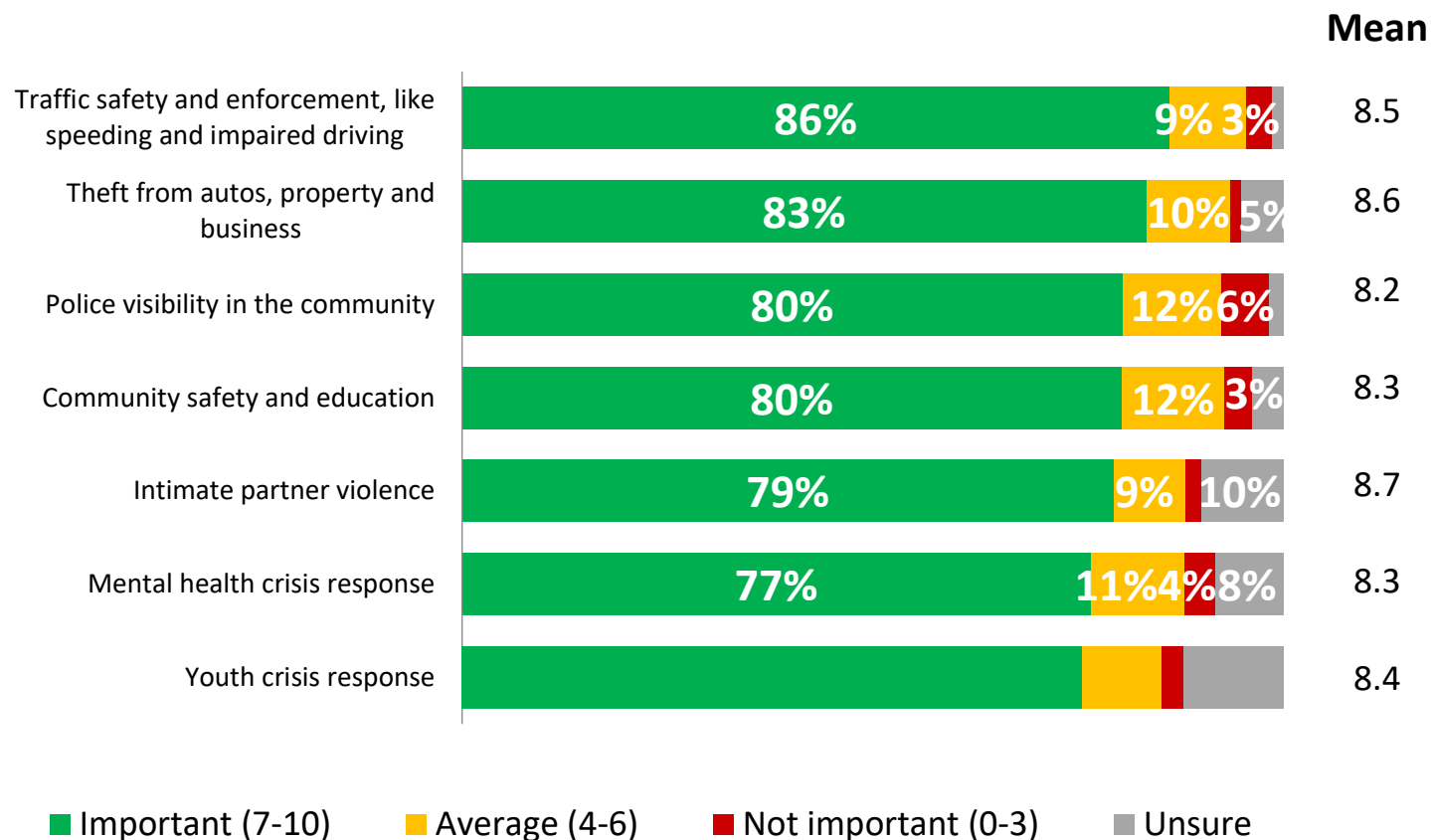
# Town services

Overall, a majority of residents attribute a high level of importance to all policing services tested on.

Residents in ward 3 attribute a higher importance to community safety and education (mean of 8.8) and police visibility (mean of 9.0) than residents from ward 1 (means of 7.6 and 7.7, respectively).

Q – On a scale from 0 to 10, where 0 is not at all important and 10 is extremely important, how important are the following policing services for the Town of Tecumseh [RANDOMIZE]:

## Level of importance of policing services



\*Weighted to the true population proportion.

\*Charts may not add up to 100 due to rounding.

\*Data labels under 3% have been removed for clarity.

Source: Nanos Research, RDD random telephone survey, February 5<sup>th</sup> to March 3<sup>rd</sup>, 2025, n=400, accurate 5.0 percentage points plus or minus, 19 times out of 20.

# Issues and improvements

# Most important issue of concern

Q – I would like to begin by having you tell me what you consider to be the most important issue of concern facing Tecumseh today. [CAPTURE ONE MENTION ONLY][OPEN]

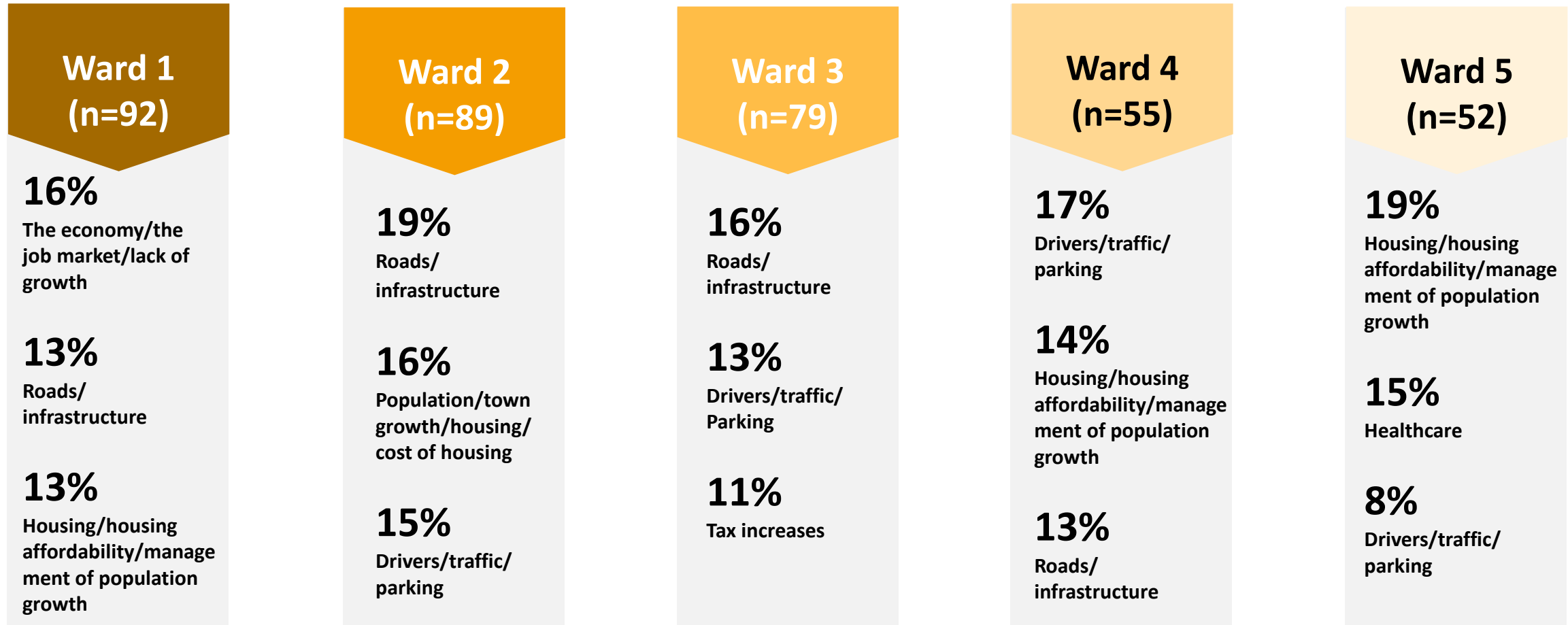
		2025-02 (n=367)	2023-03 (n=325)
TOP RESPONSES	Roads/infrastructure	14.6%	12.9%
	Housing/housing affordability/management of population growth	14.2%	12.7%
	Drivers/ traffic/ parking	13.0%	10.7%
	Tax increases	7.7%	16.8%
	The economy/the job market/lack of growth	5.9%	-
	Nothing	4.6%	8.8%
	Healthcare	4.5%	-
	Public transportation/ buses	2.5%	4.6%
	Cost of living	2.0%	-
	More recreation/parks and green space	1.9%	2.6%
	Flooding	1.8%	11.6%
	Budget/Balancing the budget/Overspending	1.7%	-
	Crime	1.6%	4.7%
	Support for seniors	1.6%	0.9%
	Tariffs/Donald Trump/the situation with the United States	1.5%	-

Source: Nanos Research, RDD random telephone survey, February 5<sup>th</sup> to March 3<sup>rd</sup>, 2025, n=367, accurate 5.2 percentage points plus or minus, 19 times out of 20.

# Most important issue of concern - By Ward

Q

I would like to begin by having you tell me what you consider to be the most important issue of concern facing Tecumseh today. [CAPTURE ONE MENTION ONLY][OPEN]

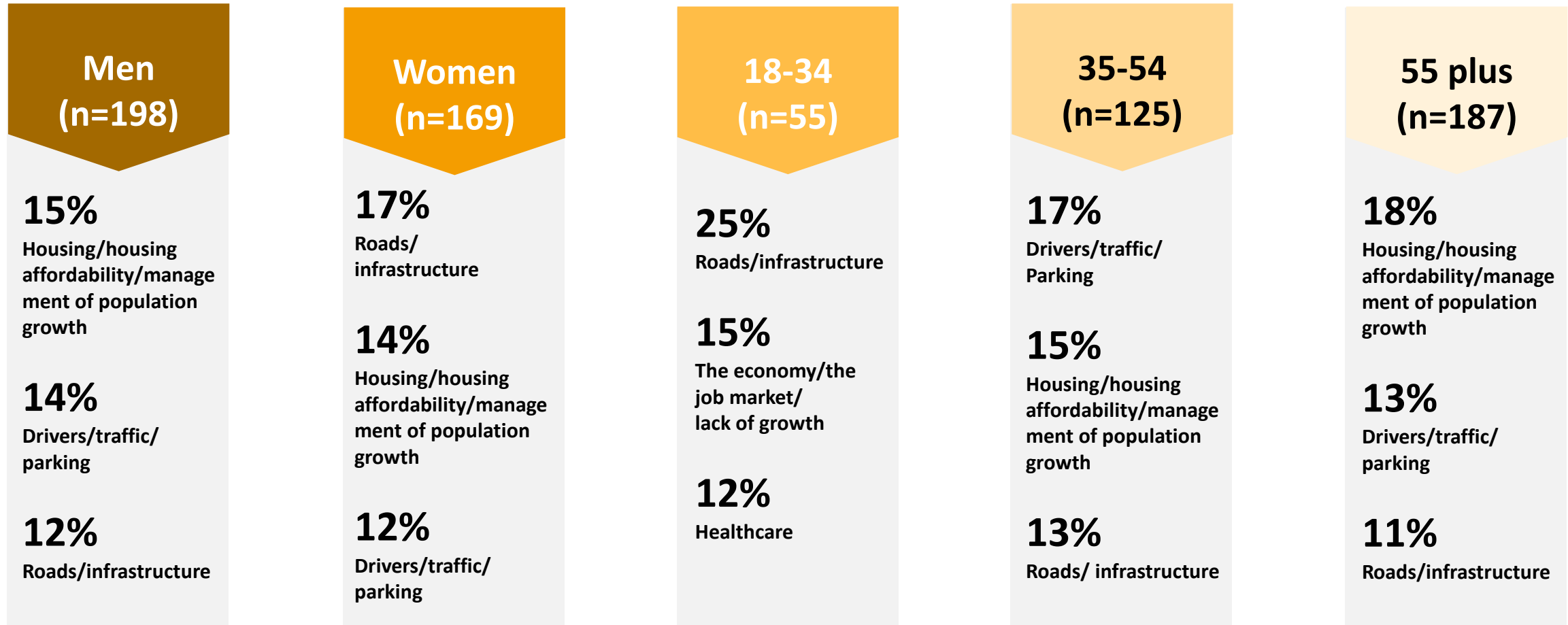


Source: Nanos Research, RDD random telephone survey, February 5<sup>th</sup> to March 3<sup>rd</sup>, 2025, n=400, accurate 5.0 percentage points plus or minus, 19 times out of 20.

# Most important issue of concern - By gender and age

Q

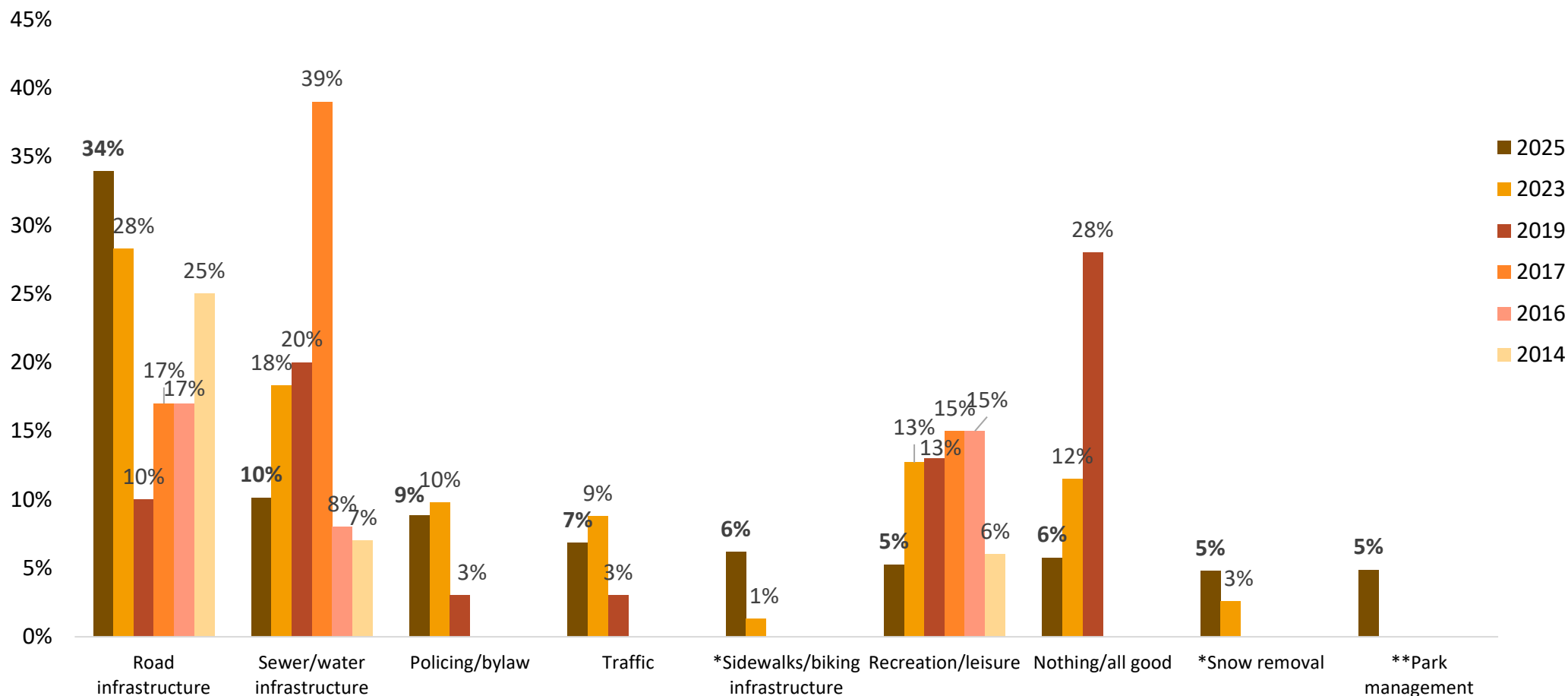
I would like to begin by having you tell me what you consider to be the most important issue of concern facing Tecumseh today. [CAPTURE ONE MENTION ONLY][OPEN]



Source: Nanos Research, RDD random telephone survey, February 5<sup>th</sup> to March 3<sup>rd</sup>, 2025, n=400, accurate 5.0 percentage points plus or minus, 19 times out of 20.

# Improving the Town of Tecumseh – Top mentions

Q – What specific Town services would you say are most in need of improvement? [OPEN] [CAPTURE MULTIPLE MENTIONS]



\*response option added in 2023

\*\*New response option added in 2025

Source: Nanos Research, RDD random telephone survey, February 5<sup>th</sup> to March 3<sup>rd</sup>, 2025, n=357, accurate 5.2 percentage points plus or minus, 19 times out of 20.