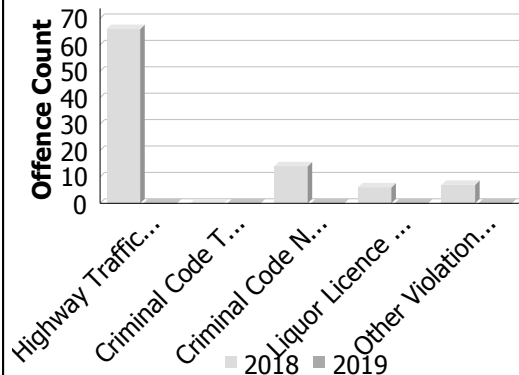


Police Services Board Report for Tecumseh
Integrated Court Offence Network
July - 2019

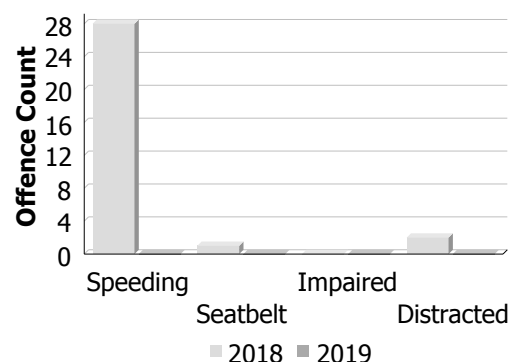
Criminal Code and Provincial Statute Charges Laid

Offence Count	July			Year to Date - July		
	2018	2019	% Change	2018	2019	% Change
Highway Traffic Act	66	0	-100.0%	502	412	-17.9%
Criminal Code Traffic	0	0	--	3	0	-100.0%
Criminal Code Non-Traffic	14	0	-100.0%	49	142	189.8%
Liquor Licence Act	6	0	-100.0%	13	5	-61.5%
Other Violations	7	0	-100.0%	83	62	-25.3%
All Violations	93	0	-100.0%	650	621	-4.5%



Traffic Related Charges

Offence Count	July			Year to Date - July		
	2018	2019	% Change	2018	2019	% Change
Speeding	28	0	-100.0%	256	177	-30.9%
Seatbelt	1	0	-100.0%	1	7	600.0%
Impaired	0	0	--	3	0	-100.0%
Distracted	2	0	-100.0%	20	45	125.0%



Integrated Court Offence Network data is updated on a monthly basis: Data could be as much as a month and a half behind.

Data Utilized

- Ministry of Attorney General, Integrated Court Offence Network
- Integrated Court Offence Network Charge Business Intelligence Cube

Detachment: 6E - ESSEX COUNTY
Location code(s): 6E50 - TECUMSEH
Data source date:
Jul 12, 2019 10:56:29 AM

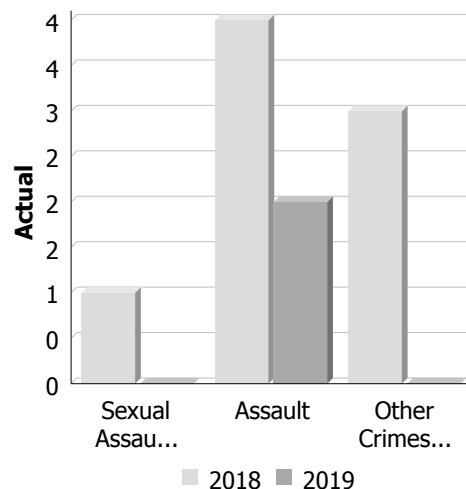
Report Generated by:
Pharand, Lise

Report Generated on:
Aug 7, 2019 10:36:36 AM
PP-CSC-Operational Planning-4300

Police Services Board Report for Tecumseh
Records Management System
July - 2019

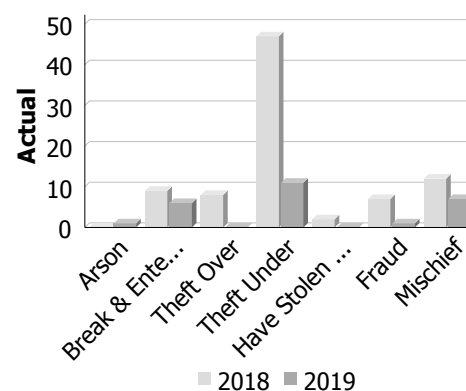
Violent Crime

Actual	July			Year to Date - July		
	2018	2019	% Change	2018	2019	% Change
Murder	0	0	--	0	0	--
Other Offences Causing Death	0	0	--	0	0	--
Attempted Murder	0	0	--	0	1	--
Sexual Assault	1	0	-100.0%	8	7	-12.5%
Assault	4	2	-50.0%	21	31	47.6%
Abduction	0	0	--	0	0	--
Robbery	0	0	--	0	2	--
Other Crimes Against a Person	3	0	-100.0%	8	16	100.0%
Total	8	2	-75.0%	37	57	54.1%



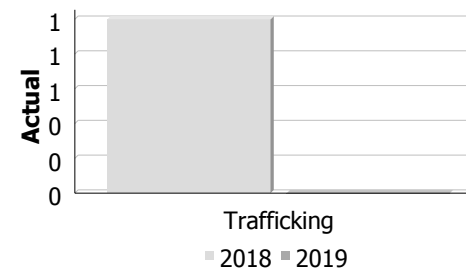
Property Crime

Actual	July			Year to Date - July		
	2018	2019	% Change	2018	2019	% Change
Arson	0	1	--	0	1	--
Break & Enter	9	6	-33.3%	30	61	103.3%
Theft Over	8	0	-100.0%	18	19	5.6%
Theft Under	47	11	-76.6%	162	91	-43.8%
Have Stolen Goods	2	0	-100.0%	5	2	-60.0%
Fraud	7	1	-85.7%	45	31	-31.1%
Mischief	12	7	-41.7%	47	37	-21.3%
Total	85	26	-69.4%	307	242	-21.2%



Drug Crime

Actual	July			Year to Date - July		
	2018	2019	% Change	2018	2019	% Change
Possession	0	0	--	8	2	-75.0%
Trafficking	1	0	-100.0%	1	2	100.0%
Importation and Production	0	0	--	0	0	--
Total	1	0	-100.0%	9	4	-55.6%



Clearance Rate

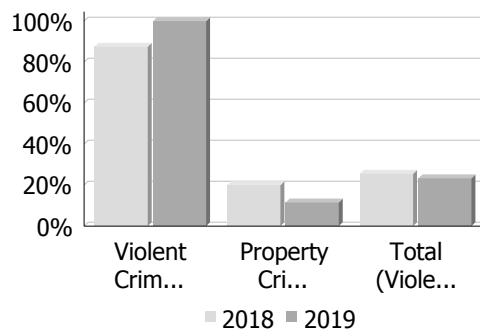
Detachment: 6E - ESSEX COUNTY
Location code(s): 6E50 - TECUMSEH
Data source date: 2019/08/03

Report Generated by:
Pharand, Lise

Report Generated on:
Aug 7, 2019 10:33:11 AM
PP-CSC-Operational Planning-4300

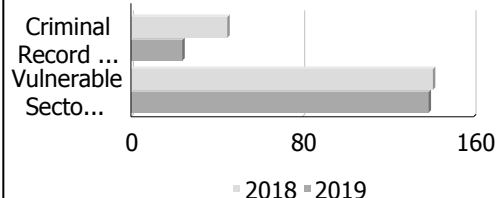
Police Services Board Report for Tecumseh
Records Management System
July - 2019

Clearance Rate	July			Year to Date - July		
	2018	2019	Difference	2018	2019	Difference
Violent Crime	87.5%	100.0%	12.5%	81.1%	54.4%	-26.7%
Property Crime	20.0%	11.5%	-8.5%	22.5%	12.8%	-9.7%
Drug Crime	0.0%	--	--	88.9%	75.0%	-13.9%
Total (Violent, Property & Drug)	25.5%	23.3%	-2.2%	30.7%	23.2%	-7.5%



Criminal Record and Vulnerable Sector Screening Checks

Actual	July			Year to Date - July		
	2018	2019	% Change	2018	2019	% Change
Criminal Record Checks	45	24	-46.7%	322	252	-21.7%
Vulnerable Sector Screening Checks	141	139	-1.4%	720	652	-9.4%



Data contained within this report is dynamic in nature and numbers will change over time as the Ontario Provincial Police continue to investigate and solve crime.

Data Utilized

- Major Crimes
- Niche RMS All Offence Level Business Intelligence Cube

Detachment: 6E - ESSEX COUNTY
Location code(s): 6E50 - TECUMSEH

Data source date:
 2019/08/03

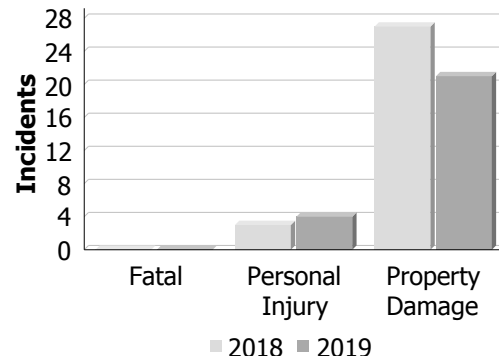
Report Generated by:
 Pharand, Lise

Report Generated on:
 Aug 7, 2019 10:33:11 AM
 PP-CSC-Operational Planning-4300

Police Services Board Report for Tecumseh
Collision Reporting System
July - 2019

Motor Vehicle Collisions by Type

Incidents	July			Year to Date - July		
	2018	2019	% Change	2018	2019	% Change
Fatal	0	0	--	1	0	-100.0%
Personal Injury	3	4	33.3%	17	30	76.5%
Property Damage	27	21	-22.2%	137	165	20.4%
Total	30	25	-16.7%	155	195	25.8%



Fatalities in Detachment Area

Incidents		July			Year to Date - July		
		2018	2019	% Change	2018	2019	% Change
Motor Vehicle Collision	Fatal Incidents	0	0	--	1	0	-100.0%
	Alcohol Related	0	0	--	1	0	-100.0%
Off-Road Vehicle	Fatal Incidents	0	0	--	0	0	--
	Alcohol Related	0	0	--	0	0	--
Motorized Snow Vehicle	Fatal Incidents	0	0	--	0	0	--
	Alcohol Related	0	0	--	0	0	--

Persons Killed		July			Year to Date - July		
		2018	2019	% Change	2018	2019	% Change
Motor Vehicle Collision		0	0	--	1	0	-100.0%
Off-Road Vehicle		0	0	--	0	0	--
Motorized Snow Vehicle		0	0	--	0	0	--

Data Utilized

- SQL online application reporting system – OPP CRS 2.3.09
- Collision Reporting System Business Intelligence Cube

Detachment: 6E - ESSEX

Location code(s): 6E50-TECUMSEH

Data source date:
2019/08/06

Report Generated by:
Pharand, Lise

Report Generated on:
Aug 7, 2019 10:29:32 AM
PP-CSC-Operational Planning-4300

**Police Services Board Report for Tecumseh
2019/Jul**

Public Complaints	
Policy	0
Service	0
Conduct	0

Date information collected from Professional Standards Bureau Commander Reports: 2019-08-07

Data Source

Ontario Provincial Police, Professional Standards Bureau Commander Reports

- Includes all public policy, service and conduct complaints submitted to the Office of the Independent Police Review Director (OIPRD)

Secondary Employment
PC Robert Turnbull – CF Army Reserve, P/C Shawn Hobbs – Hobbs bookkeeping

Daily Activity Reporting Patrol Hours	
Total Hours	2019/Jul
Number of Cruiser Patrol Hours	654.25
Number of Motorcycle Patrol Hours	2.00
Number of Marine Patrol Hours	0.00
Number of ATV Patrol Hours	0.00
Number of Snowmobile Patrol Hours	0.00
Number of Bicycle Patrol Hours	0.00
Number of Foot Patrol Hours	78.00
Number of School Patrol Hours	0.00

Data source (Daily Activity Reporting System) date: 2019/08/03

Detachment: 6E - ESSEX COUNTY
Location code(s): 6E50 - TECUMSEH

Report Generated by:
Pharand, Lise

Report Generated on:
Aug 7, 2019 10:04:58 AM
PP-CSC-Operational Planning-4300

Community Safety Officer

Police Service Board Report

Detachment Location: Tecumseh

Officer: Lupton

Start Date: 01/07/19 **End Date:** 31/07/19

Community Engagement

- **Learning/Education activities delivered**
 - VIP, BRAD classes: 0
 - Presentations – Other: 5
- **Proactive engagement (example: visits to schools, LTC homes, youth community groups)**
 - School foot patrol (total hours): 15
 - LTC home visits (total hours): 0
 - Community foot patrol hours (total hours): 30
- **Partnership activities (example: meetings with Municipal event organizers)**
 - Municipal events: 4

TCPC meeting, Corn Fest meeting, Tec Daycare visit, Tec Triathlon meeting.

 - Auxiliary engagement: 0

Community Safety

- **Meetings/Consultation activities :**
 - School threat assessments: 0
 - LTC consultations: 0
 - CPTED reviews:
 - Other:
- **Monitoring identified risks - (follow up):**

Mobilization – Crime Prevention /Enforcement

- **Crime prevention presentations delivered:** e.g. senior fraud, internet use youth, sexting, etc.
4. Safety presentation to 3 daycares and a karate camp.
Prevention / problem solving activities: e.g. Bike safety, lock it or lose it, RIDE, CPTED, Community Mobilization Plans, etc.

20. Made many patrols of school properties to ensure all safe and secure. Check for needles or other signs of people using the property (parks) to use drugs.
- **Engagement of detachment analysis, crime reduction monitoring:**

Community Safety Officer

Police Service Board Report

High School Resource Officer: 0 hours


Suspensions: 1

POA Charges: 149

Police Record Checks: 24

Vulnerable Sector Record Checks: 139

Revenue: \$1,834.25





Calls For Service (CFS) Billing Summary Report

Town of Tecumseh July - 2019

Billing Categories (Billing categories below do not match traditional crime groupings)		2019				2018			
		July	Year to Date	Time Standard	Year To Date Weighted Hours	July	Year to Date	Time Standard	Year To Date Weighted Hours
Traffic	MVC - Prop. Dam. Non Reportable	7	70	3.4	238.0	20	135	3.4	459.0
	MVC - Prop. Dam. Reportable (MOTOR VEHICLE COLLISION)	13	103	3.4	350.2	18	70	3.4	238.0
	MVC - Prop. Dam. Failed to Remain (MOTOR VEHICLE COLLISION)	1	31	3.4	105.4	4	15	3.4	51.0
	MVC - Pers. Inj. Failed To Remain (MOTOR VEHICLE COLLISION)	1	1	3.4	3.4	0	1	3.4	3.4
	MVC - Fatal (MOTOR VEHICLE COLLISION)	0	0		0.0	0	1	3.4	3.4
	MVC - Others (MOTOR VEHICLE COLLISION)	0	0		0.0	0	1	3.4	3.4
	Road Rage	0	1	3.4	3.4	1	4	3.4	13.6
	Total	25	223	3.4	758.2	44	237	3.4	805.8
Total		235	2,462		8,365.6	449	2,450		8,969.1

Note to Detachment Commanders:

- The content of each report is to be shared by the Detachment Commander only with the municipality for which it was generated. The municipality may treat this as a public document and distribute it as they wish.
- All data is sourced from the Niche RMS application. Included are 'reported' occurrences (actuals and unfounded occurrences) for 'billable' occurrences ONLY. Data is refreshed on a weekly basis.
- The Traffic category includes motor vehicle collision (MVC) occurrences entered into Niche (UCR code 8521). MVCs are NOT sourced from the eCRS application for this report.
- Only the primary violation is counted within an occurrence.
- Time standards displayed are for the 2017 billing period.

Note to Municipalities:

- Data contained within this report is dynamic in nature and numbers will change over time as the Ontario Provincial Police continues to investigate and solve crime.
- This report is NOT to be used for crime trend analysis as not all occurrences are included.
- Data groupings within this report do not match traditional crime groupings seen in other public reports such as the OPP Police Services Board reports or Statistics Canada reporting.

Windsor & Essex County Crime Stoppers

Police Coordinator Report
July 1st- July 31st, 2019



Overview

- Crime Stoppers have participated in 2 Golf tournaments – OPP Golf – Cop Camp and OIAA – partner with Crime Stoppers.
- The office has been busy preparing for our Annual Golf Tournament which is taking place on Thursday August 22nd, 2019 at Roseland Golf Course. The tournament will be followed by a fantastic dinner at the Keg Steakhouse-Devonshire location.
- Windsor Essex County Crime Stoppers launched an Illegal Firearms Campaign on July 12th, 2019. \$1000 rewards will be issued to any tipster that provided information on the whereabouts of an illegal firearm. The tip must lead to an arrest of an individual and weapons charge laid. Tips have been coming in on a regular basis. This campaign will run until September 8th, 2019.

Program Education and Community Events

- PC Sinnaeve attended the WECHU Working Group Meeting on July 9th, 2019
- Crime Stoppers attended a community event at 920 Ouellette Avenue on July 10th and July 24th.
- PC Sinnaeve, together with members of the Board of Directors and Volunteers of Crime Stoppers attended the Tilbury South Service Station re: Project EnRoute/Mapleleaf on July 30th.
- Crime Stoppers attended a Community event -Windsor Housing on Glengarry, July 30th.

AM800

“Crime of the Week” report with AM800 radio recorded every Monday which airs every Tuesday morning and afternoon.

- July 8th – A segment on our Annual Golf Tournament – August 22nd.
- July 15th- A segment on the introduction of the new Illegal Firearms Campaign.
- July 22nd- Another segment on the new Illegal Firearms Campaign.
- July 29th – A segment was completed on the break and enter in Kingsville – Home Hardware.

CTV News/Media Plex

- July 14th-PC Gilboe completed an interview with CTV News re: Illegal Firearms Campaign.

Social Media


- Daily/Weekly Facebook, Twitter and Instagram posts

Crime Stoppers Upcoming Calendar

- 100 Women Windsor Meeting – August 8th
- Grocery Packing – August 17th
- August 22nd- Golf Tournament
- Diversity BBQ – August 24th
- Wheels on Wyandotte Meeting – August 27th
- Grocery Packing – August 31st
- August 28th- 920 Ouellette Ave – Community Event

Should you wish a Crime Stoppers Police Coordinator to attend an upcoming meeting or event in your community, please feel free to contact our office.

Windsor Police Coordinator Kristina Gilboe- 519-255-6700 ext 4493
OPP Police Coordinator Karen Sinnaeve- 519-255-6700 ext 4496



This statistical report is reflective of July 1st- July 31st, 2019

Crime Stoppers tip information was distributed to the following agencies during this time period.

Windsor Police Service
WPS- Amherstburg Detachment
Ontario Provincial Police
LaSalle Police Service
Kingston Police
Ministry of Revenue and Finance
ROPE
Humane Society
Windsor & Essex County Health Unit- Tobacco Enforcement

Attached documents include:

Police Coordinators Report
Monthly Statistical Report

This Report was Prepared By:

Constable Kristina Gilboe – Windsor Police Service Coordinator
Constable Karen Sinnaeve – OPP Coordinator

TOTAL POPULATION REPRESENTED – 388,610 (2011 CENSUS)

*POPULATION (CITY) – 210,890
POPULATION (COUNTY) – 127,521
POPULATION (LASALLE) – 28,643
POPULATION (AMHERSTBURG) – 21,556*

**SI on Statistical Report is “Since Inception” – 1985



Windsor - Essex County Crime Stoppers - Statistical Report

Filter Date: July 2019 Run Date: 2019/08/07

Statistic	Jan	Feb	Mar	Apr	May	Jun	Jul	Aug	Sep	Oct	Nov	Dec
Tips Received	162	140	179	142	167	159	163	0	0	0	0	0
Tip Follow-ups	149	94	233	221	163	135	146	0	0	0	0	0
Calls Received	90	110	90	95	115	85	90	0	0	0	0	0
Arrests	16	12	14	9	5	4	11	0	0	0	0	0
Cases Cleared	12	12	16	15	4	2	14	0	0	0	0	0
Charges Laid	34	42	22	55	16	2	74	0	0	0	0	0
Fugitives	2	0	0	0	0	0	1	0	0	0	0	0
Administrative Discipline	0	0	0	0	0	0	0	0	0	0	0	0
# of Rewards Approved	7	10	12	22	9	3	6	0	0	0	0	0
Rewards Approved	\$1,950	\$2,700	\$3,050	\$6,100	\$2,550	\$600	\$2,150	\$0	\$0	\$0	\$0	\$0
# of Rewards Paid	6	6	3	8	1	6	0	0	0	0	0	0
Rewards Paid	\$1,375	\$1,975	\$1,500	\$2,850	\$250	\$1,200	\$0	\$0	\$0	\$0	\$0	\$0
# of Weapons Recovered	0	6	2	5	0	0	2	0	0	0	0	0
# of Vehicles Recovered	0	0	12	0	0	0	1	0	0	0	0	0
Property Recovered	\$20	\$3,800	\$154,205	\$10,500	\$0	\$0	\$74,900	\$0	\$0	\$0	\$0	\$0
Cash Recovered	\$3,536	\$1,450	\$2,358	\$2,215	\$1,340	\$0	\$2,300	\$0	\$0	\$0	\$0	\$0
Drugs Seized	\$35,615	\$4,916	\$27,083	\$16,090	\$2,750	\$400	\$190,465	\$0	\$0	\$0	\$0	\$0
Total Recovered	\$39,171	\$10,166	\$183,646	\$28,805	\$4,090	\$400	\$267,665	\$0	\$0	\$0	\$0	\$0

Statistic	Q1	Q2	Q3	Q4	YTD	SI
Tips Received	481	468	163	0	1,112	54,024
Tip Follow-ups	476	519	146	0	1,141	14,369
Calls Received	290	295	90	0	675	1,657
Arrests	42	18	11	0	71	6,822
Cases Cleared	40	21	14	0	75	10,213
Charges Laid	98	73	74	0	245	9,425
Fugitives	2	0	1	0	3	622
Administrative Discipline	0	0	0	0	0	3
# of Rewards Approved	29	34	6	0	69	1,659
Rewards Approved	\$7,700	\$9,250	\$2,150	\$0	\$19,100	\$1,194,560
# of Rewards Paid	15	15	0	0	30	879
Rewards Paid	\$4,850	\$4,300	\$0	\$0	\$9,150	\$796,327
# of Weapons Recovered	8	5	2	0	15	518
# of Vehicles Recovered	12	0	1	0	13	22
Property Recovered	\$158,025	\$10,500	\$74,900	\$0	\$243,425	\$13,041,820
Cash Recovered	\$7,344	\$3,555	\$2,300	\$0	\$13,199	\$55,308
Drugs Seized	\$67,614	\$19,240	\$190,465	\$0	\$277,319	\$52,450,227
Total Recovered	\$232,983	\$33,295	\$267,665	\$0	\$533,943	\$65,547,355

Windsor - Essex County Crime Stoppers Tip Summary Report

Created Date: 2019/07/01 to 2019/07/31

Offense Type	Count
Animal Cruelty	2
Arson	3
Assault	1
Breach of Condition	2
Break and Enter	2
By Law	2
Child Abuse	1
Cybercrime	2
Disqualified Driving	5
Drugs	69
Elder Abuse	1
Fraud	4
Highway Traffic Act	7
Hit and Run / Fail to Remain	1
Homicide	4
Human Smuggling	0
Human Trafficking	1
Illegal Cigarettes	2
Immigration	0

Windsor - Essex County Crime Stoppers Tip Summary Report

Created Date: 2019/07/01 to 2019/07/31

Offense Type	Count
Impaired Driver	0
Liquor (sales to minors, sales without licence)	0
Mischief	3
Missing Person	1
Possession of Stolen Property	4
Prostitution/Morality	0
Repeat Impaired Driver	1
Robbery	1
Sexual Assault	1
Stolen Vehicle	4
Suspended Driver	0
Suspicious Activity	10
Terrorism	0
Test Tip	0
Theft	9
Warrant	8
Weapons	12
<i>Other</i>	1
<i>Unknown</i>	1
Total	165